



EASTERN SUBURBS
FOOTBALL ASSOCIATION

Annual Report **2012**



EASTERN SUBURBS FOOTBALL ASSOCIATION NOTICE OF ANNUAL GENERAL MEETING

Dear Members, Life Members;

Pursuant to Sections 22 and 24 of the Constitution of the Eastern Suburbs Football Association Incorporated, notice is hereby given for the Annual General Meeting [AGM] of the Eastern Suburbs Football Association Incorporated:

DATE: Monday 26 November 2012

VENUE: Juniors at the Junction, (formerly Maroubra RSL), Corner of ANZAC Parade and Haig St, Maroubra

TIME: 7.00pm

The order of business at the Annual General Meeting shall be:

1. Apologies.
2. The reading and adoption of the Minutes of the previous Annual General Meeting.
3. Consideration and adoption of the Annual Reports and Financial Statements.
4. Election of officials for following year.
5. Consideration of any motion of which due notice has been given.
6. Close of meeting.



Aaron Dibdin
General Manager
26 October 2012

TABLE OF CONTENTS

04	2012 Office Bearers
04	Life Members
04	Hall of Fame
05	Presidents Report
06	General Manager Report
08	Report from Director of Finance incl. Audited Account

26	Director of Technical Development
27	Skills Acquisition League Report
28	Junior League Report
29	Senior League Report
30	ESFA Referees Coordinator Report
31	Eastern UNSW Lions Report
31	Competition's Manager Report
32	Communications Report
34	League Tables
49	Association Survey/Statistics
52	Partners/Special Thanks



It is on the park which really matters and as an Association it is expected that we cater for all our constituents regardless of skill level or ability.

2012 OFFICE BEARERS

President	Raff Del Vecchio
Director of Small Sided Football	Mark Puterflam
Director of Junior Football	Ron Ogilvie
Director of Senior Football	Adam Gwynne
Director of Finance	Emmanuel Alfieris
Director of Technical	Andrew Field
Development & Modified Football	
Director	Michelle Bogatyrov
Director	Peter Kriesler

ESFA STAFF

General Manager	Aaron Dibdin
Competitions Manager	Andrew Fathers
Referees Coordinator	Caroline Memmolo
Communications Officer	Gregory Calacouris
Accounts Officer	Jo Curry
Technical Director	Sally Patterson
Coaching & Development Officer	Louis Chaperon
Administration Officer	Ann Lonergan (Until July 2012)

Football Management Committees

Men's League Chair	Wally Holzer
Women's League Chair	Jaleh Shafie
Junior League Chair	David Owens
Girl's League Chair	Alan Charak
Small Sided Football Chair	Frank Friedmann

Referee's Standing Committee

Paul Matthews (Chair)	George Magoulas, Maddie Musumeci-Field, Gregory Calacouris, David Lewis
-----------------------	---

Life Members

Ernie Small *
 Bill Vrolyks OAM
 Ted Simmons OAM
 Paul Mavromatis
 Wally Holzer
 John Velthuys
 Joe Zammit
 Sean Fenton
 David Lewis
 Alan Chow
 Louise Mazzaroli*
 * Deceased

Hall of Fame

Andrew Field (player/
 administration/coach)
 John Reid (administration/coach)
 Pam Chow (administration)
 Mick Vasin (player/administration)
 John Nesbit (administration)
 Charlie Davidson (coach)
 Jim Zammit (administration)
 Tony Pengue (administration)
 Peter Grunfeld (administration)
 Michael Lazaridis (administration)
 George Lundy (coaching/
 administration)
 Ron Hoenig (administration)

Simon Phillips (administration)
 Con Pavlou (administration)
 Frank Friedman (administration)
 Louise Mazzaroli (women's
 football and refereeing)

Special Service Awards

Wally Holzer
 Mark Fragias
 Michelle Bogatyrov
 David Lewis
 Roger Engel
 Ian Tischman
 Ron Hoenig
 George Lundy

PRESIDENT'S REPORT

It is with pleasure that I submit this President's report. Whilst I have been involved with a club for many years this was my first year as your elected President.

I think it is important to remember exactly what ESFA is; and that is no more than a collection of member clubs who democratically elect a board which is charged with the responsibility for a twelve month period to act and make decisions in the best interests of football. At the AGM 12 months ago I was entrusted with that responsibility. I indicated that the focus of the incoming Board needed to be on;

1. Governance
2. Getting the competition right
3. Financial sustainability

It was these core strategic goals that drove the Board during the 2012 season.

One of the first challenges that this Board had to deal with was the realization that constitutional amendments since 2005 had not been lodged and hence what we thought had been a valid constitution did not, at law exist.

Every problem creates an opportunity, and we utilized this situation to modernize our constitution and make it contemporary. The work of our General Manager Aaron Dibdin and David Patch cannot go unrecognised.

ESFA is an incorporated association which turns over in excess of \$1m, employs people, maintains funds in trust and enters into contractual arrangements with suppliers and the like. For all intents and purposes we are running a business. This requires business disciplines. Accordingly, a full review of our operations was made, importantly looking at internal efficiencies or process improvements to cut costs. Some of the things which we achieved were;

1. Moving office location to Eastgardens with the new premises having much cheaper rent, better facilities and abundant parking
2. Better financial reporting to the Board with executive summaries providing Annual budget, YTD budget YTD actual and YTD variance.
3. Cash flow statements on a monthly basis to the Board
4. Employment expenses cut by \$50k per annum - Administrative Assistant role was not replaced and workload redistributed to existing staff or volunteers.
5. Audit services were placed out to tender.
6. Representations made to Football NSW in regards to their invoicing regime so that it aligns with when ESFA collects fees from Clubs.

It will be 12 -18 months before the full benefit of the aforementioned changes are fully realized.

Staying with the theme of governance a set of competition rules were rewritten ensuring that clearly articulated processes (voted on by the clubs) were in place which would provide comfort for the decision makers when disputes arose.

Financial management clearly is still a challenge for us - it is a balancing act in keeping costs down but not infringing on the services that our members expect. We still have a lot of work to do but if we work collaboratively, if we listen to each

other and if we act in the best interests of the game we will achieve our goals. This in turn means a prompt regime of clubs paying their invoices on time.

FOOTBALL MATTERS

It is on the park which really matters and as an Association it is expected that we cater for all our constituents regardless of skill level or ability. Nearly 7000 players registered with ESFA this season and it is pleasing that the competitions ran relatively smoothly. The perennial issues such as private schools, grounds, and wet weather were still apparent and continue to remain a focus of the Board. I would like to thank the Council Chairs, Wally Holzer, Jaleh Salfie, Alan Charak, David Owens and Frank Friedman for their contribution, in what on occasions can be a thankless task.

On the representative front ESFA teams excelled. The UNSW / ESFA lions had an incredibly successful year whilst the under 12's boys (ably coached by Andrew Field) won the state wide Frank Broughton Cup defeating Manly 1-0 in the final whilst the Under 11's made the semi final. A wonderful achievement from an Association boasting one of the smallest player pools.

ESFA teams Maccabi U16 Girls and Pagewood Under 12 boys represented us with distinction in the State Cup and Maccabi U16 Girls, Coogee Prems, Dunbar Rovers All Age Women and Pagewood O45s all made the Champions of Champions semi-finals and should be very proud of their achievements.

ESFA BOARD

On a personal level I would sincerely like to thank the ESFA Board comprising of Mark Puterflam, Peter Kriesler, Michelle Bogatyrov, Adam Gwynne, Andrew Field, Emmanuel Alfieris and Ron Ogilvie (who constantly challenged me and was an excellent sounding board who provided wise counsel) for their dedication, commitment and hard work. You are true servants of the game and you are to be commended for your service to football in the Eastern Suburbs. It takes a special person to volunteer their time often for little acknowledgment or fanfare.

In Aaron Dibdin we have a dedicated and competent general manager whose consultative approach to the clubs is well received. He and his team of Andrew Fathers, Caroline Memmolo and Greg Calacouris are fine football people and we are fortunate to have them working at ESFA.

There are many other people in the ESFA community who whilst do not hold an official position are always on hand to assist when a helping hand is needed. To people such as Roy Belcher, Paul Kelly and Alan Chow your efforts have not gone unnoticed.

In closing I would leave you on this note. We are all merely custodians of the game, we hold it in trust for those which come after us and hopefully we give it back to them in a better position than which we inherited it. The challenge for us is to restore football to its rightful place as the preeminent sport in the Eastern Suburbs. I am buoyed by the year we have had and excited by what we can achieve in the year ahead.

Raff Del Vecchio

President

GENERAL MANAGER'S REPORT

It brings me great pleasure to report on an eventful and ultimately successful 2012 for the Eastern Suburbs Football Association.

The Association has undertaken a great transition in the last 12 months, with several new Directors, new Council Chairs, new staff and a new office. We added to that with a new Constitution and reformed our Regulations during the course of the year. Eventful doesn't go close to describing 2012.

Early in 2012 we moved offices, a process that was not without its costs and hiccups but which has the Association now based in a modern, attractive office in a convenient spot.

In July of 2012 we saw the departure of Ann Lonergan, our Administration Officer. The Board and I took the decision to not fill Ann's position - we feel that operationally we have developed our systems and capacity to an extent that we can afford to make the change and add to the ongoing savings.

Between all of the changes, we ran a season of football. The restructured Board included a tighter focus on football operations than before, and we adopted revised competition rules and management structures.

In Small Sided Football (SSF), we coordinated timeslots across the program to make it easier for clubs, players and their families to participate in the program with consistency between the grounds. We have more improvements in the wings to further develop the program, but we are very pleased with the progress made in 2012 under our new SSF, Director Mark Puterflam, and Council Chair, Frank Friedmann.

Junior Boys and Girls football saw a bumper year, with the competitions running tight as a drum thanks to the dedicated work of our Junior Football Director, Ron Ogilvie, and Council Chairs, David Owens and Alan Charak. The competitions ran far more smoothly and efficiently thanks to their hard work and leadership.

Senior competitions provide ever more players to our Association and under the new Director of Senior Football and Council Chairs, Wally Holzer and Jaleh Shafie, we ran more senior competitions and registered more senior players this year than ever before and I thank them for their stewardship.

We finished the season with some great events - a tremendous gala day at Coral Sea Park with Sydney FC for the little ones and a wonderful finals series for the competitive age groups.

In our headline competition, we saw new winners in the ESFA Premier League with Coogee United taking their first League Championship and Glebe Wanderers their first Grand Final.



This year player numbers eased slightly, but have held up well against a broader shift across NSW. As the Association continues to strengthen its football operations and we continue to run quality programs and competitions we expect to see numbers start to build again. Football is still overwhelmingly the game of choice in the East.

I sincerely thank my staff, without whom none of the above is possible. Andrew Fathers as Competitions Manager and Caroline Memmolo as Referees Coordinator came on board very late in the piece but they hit the ground running. Gregory Calacouris has continued his sterling work on our communications, keeping fresh news and interesting stories rolling all through the year.

Thanks also go to our sponsors and partners, Jazzright Production Services, Link Market Services, TeamSports Australia who supplied us with Nike matchballs this year, FourFourTwo Australia and Grace Self-Storage.

Finally, I thank the Board and particularly the President, Raff Del Vecchio. This Board has worked very hard this year, pushing very hard to get the Association's governance up to a new level and have negotiated a difficult budget situation and an unexpected period of rapid reform of our Constitution with aplomb.

The focus and discipline of the Board assisted enormously in our passage through occasionally difficult waters. Thanks to their good governance and the hard work of the staff and volunteers, the Association comes to the end of the year posting a surplus result for the first time in several years. We have turned a corner, and while there is more to do before we are in the sort of robust health we aspire to, you can be sure we are moving in the right direction and our progress is gathering pace.

Aaron Dibdin
General Manager

FINANCIAL REPORT

FOR THE YEAR ENDED 30 SEPTEMBER 2012

FINANCE DIRECTORS REPORT

Dear Members,

The 2012 financial results reflect the Board's persistent focus on delivering on financial commitments to the members and continuing to improve the football outcomes delivered by ESFA. The Cost of Football is a key issue for our membership and indeed the broader football community. ESFA has taken concrete and determined action on this front over the last 3 seasons and 2012 financial result is a culmination those efforts.

KEY OPERATIONAL FINANCIAL HIGHLIGHTS

- We have returned a surplus of \$56,814 the first surplus since 2009. This has been achieved through costs cutting as opposed to increased fees.
- We've improved our ground hiring and maintenance practices to save \$75,018 compared to 2011
- We have made a \$36,161 (13%) saving on employment expenses through productivity improvements and right sizing our office. On a 12 month basis, the staff cost savings equate to approximately \$50,000 per year
- Our expense base, excluding passthroughs to Football NSW, is now \$191,717 (23%) below 2010, the peak of our expense base.

DISCIPLINED FINANCIAL APPROACH

At our 2011 AGM, the board promised to

1. Right size our expense base to reflect cost pressures on our members and focus expenses on priority football outcomes

2. Align our budget processes with our system reports to ensure robust financial oversight
3. Introduce a Ground Development Fund to support the strategic priority for better grounds and facilities
4. Expand Non-Club revenue streams

We have delivered on the first three initiatives however it is fair to say that there is more work required to expand non-club revenue streams.

RIGHT SIZING OUR EXPENSE BASE

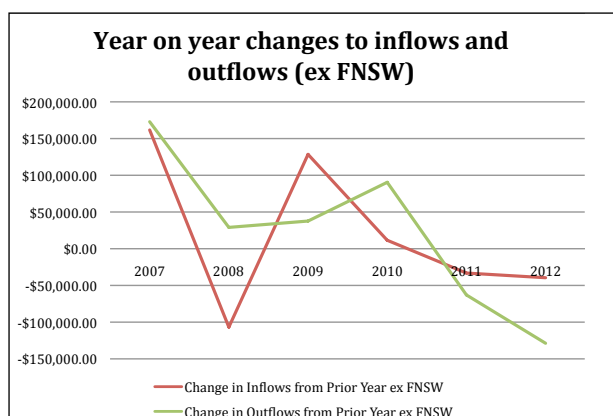
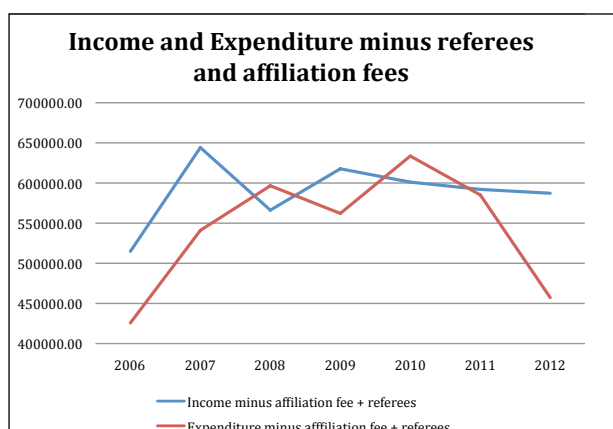
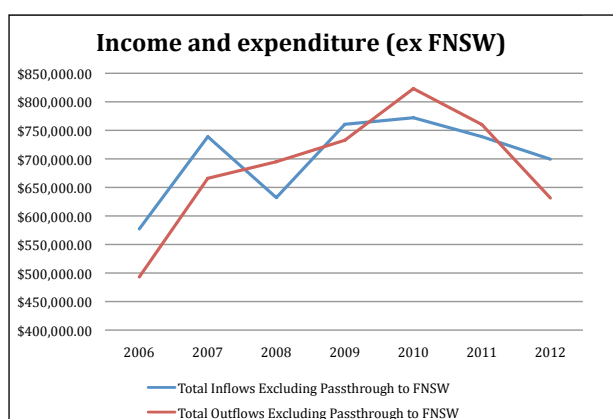
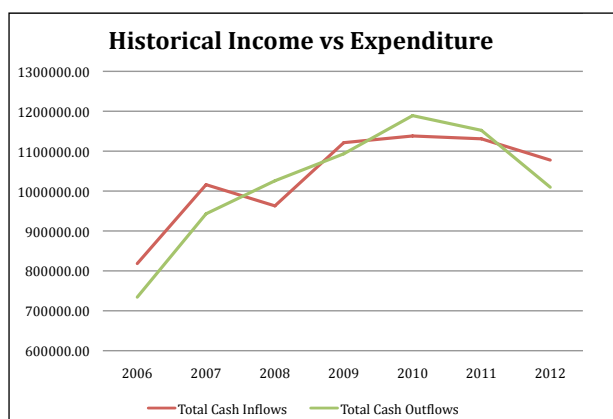
Right sizing our expense base is the area where the most progress was achieved. Indeed, I believe we overachieved this year considering the significant reforms we already introduced in 2011. It reflects a diligent mindset for our office and is a continuation of the efforts we commenced in the 2010 mid year review. Our office expense base is now well below the 2010 peak and at pre-2007 levels. The key achievements for the year include -

- Maintaining flat ESFA fees for members
- Moving to lower cost premises
- Further reducing our staff costs
- Bringing accounting activity in-house
- Reducing Grand Final staging costs

These efforts have resulted in 2012 savings of \$142,544.36 We have established a leaner organisational in the lead into 2013 and we anticipate further savings by establishing a lower expense run rate for the full year starting October 2012.

This has been challenging and we acknowledge our General Manager's diligence to continuously explore opportunities to restrain costs. Your Board has also assisted this effort through consistent oversight and support for these initiatives. The following table and graphs demonstrates the significant efforts over the last 3 years to control costs.

Change by Season Excluding FNSW passthrough	2006	2007	2008	2009	2010	2011	2012
Registration Fees Excluding FNSW Passthrough	\$354,18.98	\$420,148.69	\$413,768.99	\$492,318.36	\$512,498.19	\$526,632.54	\$536,651.00
Total Inflows Excluding Passthrough to FNSW	\$577,207.89	\$738,922.10	\$632,120.70	\$760,599.21	\$772,104.09	\$738,951.79	\$699,444.00
Total Outflows Excluding Passthrough to FNSW	\$493,042.54	\$665,963.77	\$695,012.08	\$732,679.86	\$823,126.41	\$760,182.94	\$631,409.00
Change by Season Excluding FNSW passthrough	2006	2007	2008	2009	2010	2011	2012
Change in Inflows from Prior Year ex FNSW		\$161,714.21	\$106,801.40	\$128,478.51	\$11,504.88	-\$33,152.30	-\$39,507.79
Change in Outflows from Prior Year ex FNSW		\$172,921.23	\$29,048.31	\$37,667.78	\$90,446.55	-\$62,943.47	\$128,773.94
Percentage Change in Inflows from Prior Year ex FNSW		28%	-14%	20%	2%	-4%	-5%
Percentage Change in Outflows from Prior Year ex FNSW		35%	4%	5%	12%	-8%	-17%
Change by Season From Peak	2006	2007	2008	2009	2010	2011	2012
Change Inflows From Peak (2010) ex FNSW						-\$33,152.30	-\$72,660.09
Change Outflows from Peak (2010) ex FNSW						-\$62,943.47	\$191,717.41
Percentage Change Inflows from Peak (2010) ex FNSW						-4%	-9%
Percentage Change Outflows from Peak (2010) ex FNSW						-8%	-23%



BUDGET PROCESSES

We have continued to build robustness and flexibility into our budget process and 2012 Expenses were at or below the budget approved by the 2011 AGM.

The budget process is robust and dynamic. As you can appreciate, the budget for the following season is set 4-5 months prior. Exact forecasting is difficult. Nonetheless, right sizing of our expense base also provides budget flexibility so that we can still meet our budget commitment, particularly when incoming cash forecasts are not met.

We have met the hurdles we set ourselves for 2012 and will continue to lift the benchmark for 2013. Planning has already commenced on key areas for improvement in 2013 including -

- revised Board financial report format and timing and
- gradually building a balance sheet reserve to withstand budget shock events and provide capacity to take advantage of strategic opportunities.

GROUND DEVELOPMENT FUND

The members made a strategically important decision earlier this year to establish a Ground Development Fund. This year we raised \$57,165 - close to forecast with an amount yet to be collected. This will enable us to improve ground and facilities quality in the medium/long term.

As promised the funds raised this year have been segregated from ESFA's operating accounts and at our 2012 AGM we will vote for the representatives that will determine the best use of these funds.

EXPAND NON-CLUB REVENUES

We recognise that expanding non-club revenues is important for the long term financial sustainability of the Association and an avenue that can assist with lowering the cost of football for our members. It remains one of the most challenging financial strategy for our organisation.

This is an area where we have done some initial scoping on a couple of opportunities but have fallen short of our aspirations. We have benefited from budget savings on items like grand final staging and audio, match balls and representative kit and storage thanks to our relationships with partners.

I believe this will be an area that will struggle to be prioritised without specific focus and skilled dedicated volunteers, despite its long term importance. Further resources from the membership will be required for this strategy to be developed and implemented.

GOING FORWARD

ESFA has continued to diligently ensure that the members' funds are deployed efficiently to deliver great football for the Eastern Suburbs. Within 6 months of being appointed to the Board in late 2009 and inheriting the 2010 budget, I instigated a mid-year financial review. Since then, with the support of the Board and our General Manager we have significantly reduced our costs while still maintaining and improving our football outcomes. Of course this only accounts for part of the costs of football. Affiliation fees to our parent bodies are significant and an area we are aiming to influence and achieve better outcomes.

There are still some organisational savings available in 2013, mostly through entering the year with a lower expense run rate. However the savings opportunities going forward will be incremental and we should not expect double digit savings in the order of 17% like we achieved this year. It is also important to build surplus "member equity" in the organisation to improve our financial resilience and provide ESFA with flexibility for future strategic opportunities.

Since 2010 we have also improved financial governance with explicit policies on expense management, director reimbursements and budget disciplines.

I want to thank the members, my Board colleagues and the General Manager for their support and trust. It has been truly humbling. I'm proud of what we have achieved in the last three years and look forward to tackling some key issues in my final year as Finance Director. Both the President and I are keen to ensure a strong transition for the the next Finance Director that will bring new ideas and new energy

Yours in Football

Emmanuel Alfieris
Treasurer



Eastern Suburbs Football Association Inc. Committees' Report

Your committee members submit the financial report of the Eastern Suburbs Football Association Inc. for the financial year ended 30 September 2012.

Committee Members

The names of committee members throughout the year and at the date of the report are;

Director	Portfolio
Raff Del Vecchio	President
Emmanuel Alfieris	Treasurer
Ron Ogilvie	Junior Football Director
Adam Gwynne	Senior Football Director
Mark Puterflam	Small Sided Football Director
Andrew Field	Director of Technical Development and Coaching
Michelle Bogatyrov	Director
Peter Kriesler	Director

Principal Activities

The principal continuing activities of the association in the course of the financial year were the fostering and control of the game of association football within the boundaries of the Eastern Suburbs as determined by Football NSW.

Operating Result

The operating profit for the year was : 56,814

Significant Changes

No significant change in the nature of these activities occurred during the year.

After Balance Date Events

No matters or circumstances have arisen since the end of the financial year which significantly affected or may significantly affect the operations of the Association, the results of those operations, or the state of affairs of the Association in future financial years.

Likely Developments and Results

There are no known likely developments, other than referred to in this report, that would have a material impact on the association or its operations.

Eastern Suburbs Football Association Inc. Committees' Report

Indemnifying Officers or Auditor

No indemnities have been given or insurance premiums paid, during or since the end of the financial year, for any person who is or has been an officer or auditor of the entity, other than as set out below.

During or since the financial year the Association has paid to Football NSW, premiums to insure all committee members against liabilities for costs incurred by them in defending any legal proceedings arising out of their conduct while acting in the capacity of committee member of the Association other than involving conduct involving a wilful breach of duty in relation to the Association.

Signed in accordance with a resolution of the Members of the Committee.



Raff Del Vecchio
President



Emmanuel Alfieri
Treasurer

Signed at Sydney this23rd... day of November 2012

Eastern Suburbs Football Association Inc.
Income and Expenditure Statement for the year ended 30 September 2012

	Note	Sept 2012 \$	Sept 2011 \$
Income			
Administrative Income		118	8,889
Clinics & Academies		20,603	18,284
Equipment Sales		5,670	5,490
Ground Hire		9,199	8,693
Interest Received		2,456	1,847
Referee Income		123,822	146,872
Sponsorships		925	22,245
Team Fees (Registration fees)		914,867	918,619
		<u>1,077,660</u>	<u>1,130,938</u>
Expenditure			
Administration Expenses		(2,540)	(2,635)
Advertising & Promotion		(2,500)	(4,200)
Affiliation Fees		(378,216)	(391,986)
Amortisation & Depreciation		(11,131)	(13,205)
Audit Fees		(10,055)	(10,000)
Awards & Prize Money		(29,228)	(29,162)
Clinics, Academies & Coaching Fees		-	(24,217)
Competition Entry Fees		-	(400)
Employment Expenses		(234,625)	(270,786)
Functions & Meetings Costs		(8,924)	(8,902)
Ground Hire, Maintenance & Grand Final Costs		(40,175)	(108,077)
Insurances		(1,717)	(2,405)
Interest Paid		(1,568)	(2,865)
Player Equipment		(31,279)	(26,115)
Postage, Printing & Stationery		(14,927)	(20,916)
Referee Expenses		(155,009)	(156,691)
Rental Expense		(59,699)	(48,390)
Telephone, Communications & Licence Fees		(20,174)	(26,148)
		<u>(1,001,767)</u>	<u>(1,147,103)</u>
Profit/(Deficit) before abnormal items		<u>75,893</u>	<u>(16,164)</u>
Abnormal Items			
Prior Year Expenditures			
Rental Expense		(7,689)	(4,651)
Ground Hire		(11,390)	(13,620)
		<u>(19,079)</u>	<u>(18,271)</u>
Profit/(Deficit) before income tax expense		<u>56,814</u>	<u>(34,436)</u>
Income tax expense	1	-	-
Profit/(Deficit) after income tax		<u>56,814</u>	<u>(34,436)</u>
Accumulated Surplus brought forward		<u>2,239</u>	<u>36,675</u>
Accumulated Surplus carried forward		<u>59,053</u>	<u>2,239</u>

The accompanying notes form part of this financial report

Eastern Suburbs Football Association Inc.
Assets and Liabilities Statement as at 30 September 2012

	Note	Sept 2012 \$	Sept 2011 \$
Current Assets			
Cash and Cash Equivalents	2	177,550	150,374
Trade and Other Receivables	3	128,489	114,563
Inventories	4	7,484	10,326
Total Current Assets		<u>313,523</u>	<u>275,263</u>
Non-current Assets			
Property, Plant & Equipment	5	13,292	24,423
Total Non-current Assets		<u>13,292</u>	<u>24,423</u>
Total Assets		<u><u>326,814</u></u>	<u><u>299,686</u></u>
Current Liabilities			
Trade and Other Payables	6	178,936	267,347
Provisions	7	12,151	11,600
Total Current Liabilities		<u>191,087</u>	<u>278,947</u>
Non Current Liabilities			
Provisions	8	76,674	18,500
Total Non-current Liabilities		<u>76,674</u>	<u>18,500</u>
Total Liabilities		<u>267,761</u>	<u>297,447</u>
Net Assets		<u><u>59,053</u></u>	<u><u>2,239</u></u>
Members' Funds			
Accumulated Surplus		59,053	2,239
Total Members' Funds		<u><u>59,053</u></u>	<u><u>2,239</u></u>

The accompanying notes form part of this financial report

Eastern Suburbs Football Association Inc.
Statement of Cash Flows for the year ended 30 September 2012

	Note	Sept 2012 \$	Sept 2011 \$
Cash Flow from Operating Activities			
Receipts from customers		1,119,442	1,193,712
Payments to suppliers and employees		(1,096,299)	(1,065,712)
Interest received		2,456	1,847
Interest Paid		1,568	(2,865)
Net cash provided by/(used in) operating activities	9(b)	<u>27,167</u>	<u>126,982</u>
Cash Flow from Investing Activities			
Payments for property, plant & equipment		-	(15,865)
Net cash provided by/(used in) investing activities		<u>-</u>	<u>(15,865)</u>
Cash Flows from Financing Activities			
Club bonds received		-	-
Net cash provided by/(used in) financing activities		<u>-</u>	<u>-</u>
Net (decrease)/increase in cash held		27,167	111,117
Cash at beginning of year		150,384	39,267
Cash at end of year	9(a)	<u>177,551</u>	<u>150,384</u>

The accompanying notes form part of this financial report

Eastern Suburbs Football Association Inc.
Notes to the financial statements
for the year ended 30 September 2012

Note 1: Statement of Accounting Policies

This financial report is a special purpose financial report prepared in order to satisfy the financial reporting requirements of the Associations Incorporation Act New South Wales. The committee has determined that the association is not a reporting entity.

The financial report has been prepared on an accruals basis and is based on historic costs and does not take into account changing money values or, except where specifically stated, current valuations of non-current assets.

The following significant accounting policies, which are consistent with the previous period unless otherwise stated, have been adopted in the preparation of this financial report.

a) Income Tax

No provision for income tax has been raised as the entity is exempt from income tax under Section 50-45 of the Income Tax Assessment Act 1997.

b) Inventories

Inventories are measured at the lower of cost and net realisable value.

c) Property, Plant and Equipment (PPE)

Leasehold improvements and office equipment are carried at cost less, where applicable, any accumulated depreciation.

The depreciable amount of all PPE is depreciated over the useful lives of the assets to the association commencing from the time the asset is held ready for use.

Leasehold improvements are amortised over the shorter of either the unexpired period of the lease or the estimated useful lives of the improvements.

d) Impairment of Assets

At each reporting date, the entity reviews the carrying values of its tangible and intangible assets to determine whether there is any indication that those assets have been impaired. If such an indication exists, the recoverable amount of the asset, being the higher of the asset's fair value less costs to sell and value in use, is compared to the asset's carrying value. Any excess of the asset's carrying value over its recoverable amount is expensed to the income statement.

e) Employee Benefits

Provision is made for the association's liability for employee benefits arising from services rendered by employees to balance date. Employee benefits have been measured at the amounts expected to be paid when the liability is settled.

f) Provisions

Provisions are recognised when the association has a legal or constructive obligation, as a result of past events, for which it is probable that an outflow of economic benefits will result and that outflow can be reliably measured. Provisions are measured at the best estimate of the amounts required to settle the obligation at the end of the reporting period.

Eastern Suburbs Football Association Inc.
Notes to the financial statements
for the year ended 30 September 2012

1 Statement of Accounting Policies (continued)

g) Cash and Cash Equivalents

Cash and cash equivalents include cash on hand, deposits held at-call with banks, other short-term highly liquid investments with original maturities of three months or less.

h) Revenue and Other Income

Revenue is measured at the fair value of the consideration received or receivable after taking into account any trade discounts and volume rebates allowed. For this purpose, deferred consideration is not discounted to present values when recognising revenue.

Interest revenue is recognised using the effective interest rate method, which for floating rate financial assets is the rate inherent in the instrument. Dividend revenue is recognised when the right to receive a dividend has been established.

Grant and donation income is recognised when the entity obtains control over the funds, which is generally at the time of receipt.

All revenue is stated net of the amount of goods and services tax (GST).

i) Goods and Services Tax

Revenues, expenses and assets are recognised net of the amount of GST, except where the amount of GST incurred is not recoverable from the Australian Taxation Office (ATO). Receivables and payables are stated inclusive of the amount of GST receivable or payable. The net amount of GST recoverable from, or payable to, the ATO is included with other receivables or payables in the statement of financial position.

Cash flows are presented in the cash flow statement on a gross basis, except for the GST component of investing and financing activities, which are disclosed as operating cash flows.

j) Comparative Figures

When required by Accounting Standards, comparative figures have been adjusted to conform to changes in presentation for the current financial year.

Eastern Suburbs Football Association Inc.
Notes to the financial statements
for the year ended 30 September 2012

	Note	Sept 2012 \$	Sept 2011 \$
Note 2: Cash & Cash Equivalents			
Current			
Cash on Hand		510	510
Cash at Bank - CBA		-	61,970
Interest Bearing Deposit - CBA		-	84,349
Electronic Clearing Account		4,769	-
Cheque Account Botany		24,057	-
Business Online Saver		87,504	-
Cash at Bank - PayPal		3,545	3,545
Ground Development Fund		57,165	-
		<u>177,550</u>	<u>150,374</u>
Note 3: Trade and Other Receivables			
Current			
Trade Receivables		114,415	107,213
Provision for Doubtful Debts		(5,000)	(5,000)
Deposits Paid		19,074	12,350
		<u>128,489</u>	<u>114,563</u>
Note 4: Inventories			
Current			
Goods Held for Re-Sale		7,484	10,326
		<u>7,484</u>	<u>10,326</u>
Note 5: Property, Plant and Equipment			
Non-current Assets			
Office Equipment		64,778	48,913
Accumulated Depreciation		(55,259)	(44,400)
		<u>9,519</u>	<u>4,513</u>
Equipment- at cost		2,850	2,850
Accumulated Depreciation		(2,850)	(2,850)
		<u>-</u>	<u>-</u>
Memorabilia		5,424	21,289
Accumulated Depreciation		(1,651)	(1,379)
		<u>3,773</u>	<u>19,910</u>
		<u>13,292</u>	<u>24,423</u>

Eastern Suburbs Football Association Inc.
Notes to the financial statements
for the year ended 30 September 2012

	Note	Sept 2012 \$	Sept 2011 \$
Note 6: Trade and Other Payables			
Current			
Trade Creditors		156,599	207,709
Sundry Creditors and Accrued Expenses		1,596	34,248
GST Payables		9,876	11,388
Employee Accruals		10,865	14,002
		<u>178,936</u>	<u>267,347</u>
Note 7: Provisions			
Current			
Employee Benefits (Provision for annual leave)		12,151	11,600
		<u>12,151</u>	<u>11,600</u>
Note 8: Provisions & Deferred Revenues			
Non Current			
Provision for Member Bonds		16,000	18,500
Ground Development Fund		60,674	-
		<u>76,674</u>	<u>18,500</u>
Note 9: Cash Flow Information			
a) Reconciliation of Cash			
Cash at the end of the financial year as shown in the statements of cash flows is reconciled to the related items in the balance sheet as follows:			
Cash on Hand		510	510
Cash at Bank - CBA		-	61,970
Interest Bearing Deposit - CBA		-	84,349
Cash at Bank - PayPal		3,545	3,545
Electronic Clearing Account		4,769	-
Cheque Account Botany		24,057	-
Business Online Saver		87,504	-
Ground Development Fund		57,165	-
		<u>177,550</u>	<u>150,374</u>

Eastern Suburbs Football Association Inc.
Notes to the financial statements
for the year ended 30 September 2012

Note	Sept 2012 \$	Sept 2011 \$
Note 9: Cash Flow Information (continued)		
b) Reconciliation of Cash Flow from Operations with Operating Profit after Income Tax		
Operating (Deficit)/Surplus after Income Tax	56,814	(34,436)
Non-cash flows in operating profit		
Depreciation	11,131	13,205
Doubtful debts	-	-
Provision for annual leave	551	5,998
Changes in assets & liabilities		
(Increase)/Decrease in receivables	(13,936)	(45,456)
(Increase)/Decrease in inventories	2,842	(4,599)
Increase/(Decrease) in sundry creditors and accrued expenses	(30,235)	192,270
Increase/(Decrease) in deferred revenues	-	-
Cash Flow from Operating Activities	<u>27,168</u>	<u>126,982</u>

Note 10: Capital & Leasing Commitments

Operating Lease Commitments

Non-cancellable operating leases contracted for

Being rent of office

Payable - minimum lease payments

- not later than 12 months	8,076	15,128
- later than 12 months but not later than 5	-	-
- greater than 5 years	-	-

<u>8,076</u>	<u>15,128</u>
--------------	---------------

The current property lease expires on 31 December 2012; however, it is expected that this lease should be renewed for another 12 months. Currently the monthly rent for this lease is \$2,692.00 plus GST.

**Eastern Suburbs Football Association Inc.
Statement by Members of the Committee**

The committee has determined that the association is not a reporting entity and that this special purpose financial report should be prepared in accordance with the accounting policies outlined in Note 1 to the financial statements.

In the opinion of the committee the financial report:-

1. Presents a true and fair view of the financial position of Eastern Suburbs Football Association Inc. as at 30 September 2012 and its performance for the year ended on that date.
2. At the date of this statement, there are reasonable grounds to believe that Eastern Suburbs Football Association Inc. will be able to pay its debts as and when they fall due.

This statement is made in accordance with a resolution of the Committee and is signed for and on behalf of the Executive Committee by;



Raff Del Vecchio
President



Emmanuel Alfieris
Treasurer

Signed at Sydney this23rd... day of November 2012



INDEPENDENT AUDITOR'S REPORT TO THE MEMBERS OF EASTERN SUBURBS FOOTBALL ASSOCIATION INC

We have audited the accompanying financial report, being a special purpose financial report, of Eastern Suburbs Football Association Inc, which comprises the committee's report, the assets and liabilities statement as at 30 September 2012, the income and expenditure statement for the year then ended, notes comprising a summary of significant accounting policies and other explanatory information, and the statement by members of the committee.

Committee's Responsibility for the Financial Report

The committee of Eastern Suburbs Football Association Inc is responsible for the financial report, and has determined that the basis of preparation described in Note 1 is appropriate to meet the requirements of the *Associations Incorporation Act 2009* (NSW) and the needs of the members. The committee's responsibility also includes such internal control as the committee determines is necessary to enable the preparation of a financial report that is free from material misstatement, whether due to fraud or error.

Auditor's Responsibility

Our responsibility is to express an opinion on the financial report based on our audit. We have conducted our audit in accordance with Australian Auditing Standards. Those standards require that we comply with relevant ethical requirements relating to audit engagements and plan and perform the audit to obtain reasonable assurance whether the financial report is free from material misstatement.

An audit involves performing procedures to obtain the audit evidence about the amounts and disclosures in the financial report. The procedures selected depend on the auditor's judgment, including the assessment of the risks of material misstatement of the financial report, whether due to fraud or error. In making those risk assessments, the auditor considers internal control relevant to the association's preparation of the financial report that gives a true and fair view, in order to design audit procedures that are appropriate in the circumstances, but not for the purpose of expressing an opinion on the effectiveness of the association's internal control. An audit also includes evaluating the appropriateness of accounting policies used and the reasonableness of accounting estimates made by the committee, as well as evaluating the overall presentation of the financial report.

We believe the audit evidence we have obtained is sufficient and appropriate to provide a basis for our audit opinion.

Opinion

In our opinion, the financial report presents fairly, in all material respects, the financial position of Eastern Suburbs Football Association Inc as at 30 September 2012 and its financial performance for the year then ended in accordance with the accounting policies described in Note 1 to the financial statements, and the requirements of the *Associations Incorporation Act 2009* (NSW).

Basis of Accounting and Restriction on Distribution

Without modifying our opinion, we draw attention to note 1 to the financial statements, which describe the basis of accounting. The financial report has been prepared to assist Eastern Suburbs Football Association Inc to meet the requirements of the *Associations Incorporation Act 2009* (NSW). As a result, the financial report may not be suitable for another purpose.

MNSA Pty Ltd

MNSA Pty Ltd



Mark Schiliro
Director

Sydney, dated this 23rd day of November 2012.

Eastern Suburbs Football Association Inc.

CERTIFICATE BY MEMBERS OF THE COMMITTEE


I, Raff Del Vecchio and I, Emmanuel Alfieris, certify that:

- a. We are members of the committee of Eastern Suburbs Football Association Inc.
- b. We attended the Annual General Meeting (AGM) of the association held on 28 November 2011, and intend to attend the AGM scheduled for 26 November 2012.
- c. We are authorised by the attached resolution of the committee to sign this certificate.
- d. This annual statement shall be submitted to the members of the association at its AGM scheduled for 26 November 2012.

Signed at Sydney this23rd... day of November 2012



Raff Del Vecchio
Director



Emmanuel Alfieris
Treasurer

TECHNICAL DEVELOPMENT AND TRAINING REPORT

A program of FFA Community Coaching Accreditation courses for Grassroots, Junior, Youth and Senior Badges was mapped out at the end of 2011, to commence in early 2012. This was a collaborative effort between Sally Paterson, appointed as ESFA Technical Director in October 2011, and myself. These were planned in coordination with UNSW FC because Sally was also the UNSW FC Women's Technical Director.

Courses were run for Grassroots, Junior and Youth Badges at David Phillips Field and included ESFA coaches and parents, UNSW FC girls' youth league players and coaches. However, the response, from individuals and ESFA clubs, was disappointing. Senior courses and other grassroots courses were not filled or cancelled.

As part of this strategy, ESFA also hosted a well-attended FNSW coaching update in March at David Phillips Field, during which the ESFA Skills Acquisition U11 and U12 squads were the demonstration players. This was very successful, with ESFA coaches present amongst other visiting coaches.

The FFA and FNSW expect each ESFA club to appoint a 'coaching coordinator', who will arrange visits from the ESFA Technical Director, mentor younger coaches, manage internal Grassroots Certificates and ensure that the FFA coaching program is being applied throughout the Club. ESFA will continue to assist Clubs to establish these positions and support those who take on this important task. The major clubs have already employed coaches for their SSF age groups and more advanced teams in each age group up to U12s. However, other coaches do not appear to be required or even encouraged by their Clubs to attend coaching courses. A club accreditation scheme is being developed and trialed by FFA and FNSW and will become mandatory for junior clubs with the assessment of each Club's coaching program and structure being an important part of this system.

In 2012, FNSW announced the outcomes from a major review of club competitions in NSW. In the youth league setup, the third tier or Development League was cut, and the Elite 1 (formerly Premier YL) and Elite 2 (formerly Super YL) was split. The U12 to U15 age groups now have their own club championship that will determine relegation and promotion between these two competitions. Secondly is the U16 to U18 age groups, which is linked to the First Grade and U20 competitions.

In addition, the existing structure of the Metropolitan League (renamed as Skills Acquisition League) and Skills Acquisition Program would be replaced. The new Skills Acquisition Program (SAP) format consists of approximately 30 players in U9, U10 and U11, run by Elite 1

and 2 Clubs and Associations. These players will leave the club based system and enter SAP, whether it is to an ESFA run program, or a program run by a club in our Metro East area.

It is disappointing that FNSW has ended the Associations' excellently run of U11 and U12 representative programs, and handed the U12s to clubs. It is hoped that the other reforms introduced by the FNSW review process in 2012 will improve and the coaching programs and development of these young players and see the extension of good coaching and development policies to all clubs, as stipulated in the FFA and FNSW coaching syllabuses.

ESFA is in the process of establishing its inaugural SAP under the new structure in the Eastern Suburbs. The U12 age group in 2013 will be part of the Elite 1 and 2 clubs' youth league. There will also be an Association based competition at the U12 to U15 level for Association registered players playing for their clubs, who will be selected for representative teams and play approximately 10 inter-Association games to supplement their club football and coaching.

The year of 2012 has been a time of accomplishment and change, and ESFA will continue to develop coaching programs for all players going forward into 2013.

Dr Andrew Field

Director of Technical Development and Coaching



SKILLS ACQUISITION LEAGUE REPORT

In late 2011 the U11 and U12 ESFA representative teams were selected and coached by Bruce Tilt and myself. The teams trained on the David Phillips synthetic turf pitch and played their home games at ES Marks Field. The development of the player's football abilities in both U11 and U12s was excellent and both teams produced excellent 1-4-3-3 football.

Under the current Skills Acquisition League structure, there was no formal competition and tables were not kept. At the end of the regular season Football NSW ran the Frank Broughton Cup for U11s and the Centenary Cup for U12s over two weekends. The U11s reached the semi finals and the U12s won the Centenary Cup. These were excellent results that capped the season of hard work and individual player development.

Our congratulations also go out to the seven U11 and five U12 ESFA players who were selected in the Metro East team, which represents the St George, ESFA and Canterbury Associations in the State U11 and U12 Championships.

Congratulations to all the players in both teams, ESFA wishes them well as they enter the often-clouded selection process of youth league teams. We would like to thank the managers of the SAL teams, Shaun Lambden in the U11s and Michael Bremner in the U12s and the assistant coach for the U12s John Skotadis for all their efforts and support. We would also like to sincerely thank our sponsor, Jazzright Production Services, for their continued support of our representative teams.

In 2013 this existing SAL structure will take a new shape, as it will be replaced by a single Skills Acquisition Program (SAP) format that consists of 30 players in U9, U10 and U11.

Dr Andrew Field



JUNIOR FOOTBALL REPORT

2012 a year of some progress!

At the start of the season our aim was to deliver good competitions and avoid the “mayhem” experienced at times in 2012. While there are areas to improve I feel we have come a long way towards achieving this goal .

In particular we strived for greater transparency and consistency in key areas including initial grading , regrading and the handling of disputes. While not perfect and not everyone agreed at least the process was known in advance, people could make representation and decisions were clearly communicated. There was also a defined appeals process .

The finals series attracted considerable praise. Feedback included good scheduling, knowing the format early, great atmosphere at the grounds while many liked the reintroduction of the 3 week finals series. The comprehensive “Pennant Series”, for teams outside the top 4, which gave all players a “finals experience” was also well received with players enjoying the games. We will be looking to build on all these points in 2013. Using Hensley Field was suggested but, to be honest, ESFA simply was not in a financial position to afford to use the ground. Interestingly many prefer the closer crowd atmosphere afforded at Heffron - we will continue to examine our options .

The foundations of any improvements came from the ESFA restructure which resulted in separate Juniors and Senior FMC, direct support from the board, a united and committed staff and clubs willing to co-operate.

We understand there are still many challenges ahead !

A key would be to increase player numbers. In many grades there are insufficient teams to properly “grade” resulting in teams of vastly different abilities being in the same competition. This year we experimented with a “mixed age” girls competition ie 16’s & 18’s (but with separate finals) and this showed some promise. Another challenge is juggling the need for flexibility to help accommodate players at private schools, with compulsory school functions, State Cup and those playing more than one winter sport against parents desire to know draws as far in advance as possible.

In 2013 we are looking to increase “professionalism” including having Player/RTO cards ready early and then ensuring they are used at all games. While some see this as “a pain & unnecessary” overwhelmingly the feedback is that it is very important to ensure cards are checked before games as it avoids many potential conflicts.

Rescheduling of deferred/washed out games needs improvement. Specifically clear guidelines which are more strictly enforced. This is likely to include a greater role of ESFA.

Improved Grounds ,Coaching, Referees, AFL the challenges are known but we have to be realistic - as they say, Rome was not build in a day, but it was built!

My special thanks goes to the Councils Chairs, Alan Charak (Girls) and David Owen (Boys). David deserves a special mention as he was responsible for many of the good ideas. Andrew Fathers, did a great job , especially for a man in his first year. We also had excellent support from the ESFA team including Aaron , Caroline and Greg, particularly during the final series.

It is also impossible to understate the importance of the strong leadership of Raff Del Vecchio who ensured football was the board’s key focus and whatever support was needed was available.

While not been naive to challenges ahead we are looking forward to 2013, particularly as we have a strong, stable team and, I sense, increasing goodwill and support from our member clubs!

Ron Ogilve

Junior Football Director



SENIOR FOOTBALL REPORT



It has been a challenging season once again with wet weather resulting in a significant workload for the ESFA office. I trust that Clubs are satisfied that we got things right in at least 95% of the decisions made throughout the year to the benefit of the competition. Being on the Board is a thankless task and a great learning experience. I would dearly love to commit to the job again; however, my passion is more in the competitions side of the game rather than the strategic and I could not commit to both roles given the uncertainty of my job workload, which I did not foresee at the start of this year.

I would like to thank Jaleh and Wally for their help as Council Chairs throughout the season as well as all of the Clubs for the flexibility shown in changes to meeting schedules and the like. I would expressly like to thank Clubs who provided additional playing facilities throughout the season, particularly Maroubra without whom the Competition could not have been completed, as well as all other clubs who sacrificed training ground bookings for mid-week games. Hopefully all clubs can continue to work with local councils to obtain the best access possible to all of the local facilities outside of our regular weekend bookings. I would like to thank Andrew and Aaron for the way they have dealt with the many issues I have put to them on a regular basis and also Greg and Caroline for their assistance.

We have a number of challenges to address in coming seasons and we have taken the first step of addressing in this year's council meetings. I look forward to guiding the introduction of Saturday All Age Men's football, the Masters League and a new Under 21 Men's competition as Men's Council Chair in 2013. I also watch out for the success of the new Women's Over 30s, and reforms to the Premier League competition.



We do have capacity issues and some clubs have raised the idea of capping the number of teams we accept in the senior side of the association. Hopefully the Saturday competitions will shift some of the grounds burden, freeing up resources for further growth. I look forward to working with the new FMC to help evaluate these initiatives and determine the way forward.

Finally, I would like to congratulate my fellow Board members on the dedication and hard work they have shown throughout the season. Our frank discussions in the boardroom have generally resulted in the best outcomes for football in the Eastern Suburbs. Hopefully, the new Board will have more time available to focus on the strategic challenges of the Association rather than the operational issues that have consumed so much of our time this year.

Adam Gwynne
Senior Football Director

REFEREES COORDINATOR REPORT

Entering season 2012 with an extensive referee coverage proved difficult. After many successful seasons, the Branch found itself with declining member numbers (both junior and senior).

The Referees began 2012 with a seminar for all active referees, held at David Phillips, as a refresher course and to learn everything new required to continue refereeing with ESFARB. Referees were required for the first time to register with MyFootballClub and would be considered inactive if failure to do so. By the commencement of season the Referees Branch had 154 referees registered on MyFootballClub, which unfortunately meant a bare minimum of officiated games. After further recruitment and courses, the numbers of active referees increased to a moderate, yet practical 220 members, albeit lower than 2011.

The decline in numbers has led to the Branch and ESFA re-evaluating and implementing new schemes to encourage a greater number of referees to join the Branch in an active way. A comprehensive survey has been provided to all referees for their say in how to improve.

I would wish to acknowledge my predecessor Ben Abraham, a talented young referee himself who was recently appointed to State League games, who tackled his position with maturity beyond his years. I appreciate his assistance this season. The staff at ESFA allowed me to deal with the challenges presented by both Referees and Clubs in my own unique way. Aaron Dibdin, Andrew Fathers and Greg Calacouris who welcomed me into their team and the Referees Committees who encouraged me to have confidence in my ability to fulfil the role.

I entered the role of Referees Co-ordinator as one of communication and cooperation. I believe that half the battle could be won via communication not with just the Referees but also the ESFA Clubs. Referees and Clubs need to work together to ensure that officials continue to want to Referee, by kneading out referee abuse from spectators, players and Club officials, which is the predominant reason for Referees not returning from season to season. To maintain referees and improve standard, we need to mentor and coach from junior through to senior.

I would also strongly urge Clubs to begin a programme of recruiting of referees from within their own ranks. For games to be fully covered, the simple fact is we need more referees. The Branch plans to run two Level 4 entry courses in both February and March during pre-season 2013, to have as many referees on the parks at season commencement as possible. This would also



ensure allocating them to preseason games for true practical purposes whilst being mentored by experienced and senior Referees. The Branch Coach is currently reaccrediting

Level 3 referees and will be holding Level 3 courses to increase the education, knowledge and skill of our most competent senior and older junior referees in December 2012. The Branch will also be running Inspector Courses. More referees need to be inspected to improve the standard and quality of coverage as expected by Clubs.

I would particularly like to thank Raff Del Vecchio and Ron Ogilvie and other members of the ESFA Board for their affirmation along with a plethora of referees too numerous in names to mention.

GRAND FINAL REFEREES

PLF Coogee United v Glebe Wanderers

- Referee: Matthew Croucher
- Assistant Referee: Ned Sparkes
- Assistant Referee: Jack Bell
- 4th Official: Paul Matthews

PLR Coogee United v Phoenix

- Referee: Steve Tzanakes
- Assistant Referee: Paul Kelly
- Assistant Referee: Mitchell Law
- 4th Official: Stathi Magoulas

PREMIER LEAGUE FIRST GRADE REFEREES OF THE YEAR:

- Matthew Croucher and Robert Sypher

PREMIER LEAGUE RESERVE GRADE REFEREE OF THE YEAR:

- Paul Kelly

REFEREE OF THE YEAR AWARDS SEASON 2012

- Referee of the Year: Ned Sparkes
- Junior Referee of the Year: Jack Bell
- Ladies Referee of the Year: Kiarna Steinman

See you on the parks in 2013, together we can do it.

Caroline Memmolo
Referees Coordinator

EASTERN UNSW LIONS REPORT

The 2012 Season was the most successful yet for the Eastern UNSW Lions. The Club came third in the overall competition. The First grade and Reserve grade teams won both their minor premierships (both by 5 points) and their grand finals. The also G12s came second and made the Grand Final.

Under the guidance of Sally Paterson, both First and Reserve grade sides recorded the best defensive and best goal scoring records in the competition, a testament to the quality of the squad.

Amanda Watson was awarded the Super League Goalkeeper of the Year award for the second year running, keeping a total of 9 clean sheets across the season. Ayse Adalis similarly won back-to-back Golden Boot awards. Having scored 39 goals for APIA Leichhardt Tigers last season, she added another 26 this season for Eastern UNSW Lions.

Peter Kriesler

COMPETITION'S MANAGER REPORT

A new season brought with it many changes to the ESFA competitions; we said goodbye to CompMan after many years for both our registrations and competition management. In its place was MyFootballClub for registrations and SportingPulse for our competition management (draws/results). This meant a steep learning curve for all involved and with it came various issues that we have been and are still working with the providers to resolve in preparation for the 2013 season, which we believe will provide a much improved experience for all involved.

I also joined the ESFA community in February and talking of steep learning curves, I still believe that I am only a third the way up the curve at this time and in some cases falling backwards.

There are many varying and unusual issues which surround football in the area, not only how grounds are booked and utilised but also the way in which other circumstances appear to take precedence over the organisation of a football competition, which leads to much frustration - internally and externally.

Wet weather continues to play havoc with our game and rescheduling of matches. Due to the limited number of fields with access to approved and suitable night lights, clubs were forced to look outside the boundaries of the Eastern Suburbs for matches to be played, with numerous matches being played/scheduled

at Macquarie University (Ryde), Endeavour Sports High (Taren Point) and Seymour Shaw (Miranda). Whilst I acknowledge that these locations are not the most convenient, I believe that we may need to cast our net outside of our boundaries for access to synthetic surfaces, which in some cases are more economical and accessible than those within our boundaries.

The competition calendar seems to shrink every year with either public holidays affecting certain weekends, or in some cases from what I have heard this year is 'we have never played on that weekend before'. If players want value for their registration dollars I believe that they must therefore entrust those that have been elected at not only their club but also the Association level to deliver on this and that they will at all times do their best to ensure it happens.

I would like to thank the Board of ESFA for entrusting me with the Competitions Manager position, and especially Ron Ogilvie for his guidance during the season. Also to Adam Gwynne (Senior Football) and Mark Puterflam (Small Sided Football) for their assistance. To the respective Football Council Chairs - Wally Holzer (Mens), Jaleh Shafie (Womens), David Owens (Boys), Alan Charak (Girls) and Frank Friedman (SSF), thank you for what has been an interesting time.

There is also the Clubs, which have been of great assistance in allowing me some leeway whilst I found my feet within the position.

Finally to my colleagues in the office - Greg Calacouris, Aaron Dibdin and in some ways my partner in crime Caroline Memmolo, for each day that they have supported and assisted during the season, I thank you sincerely.

Andrew Fathers
Competitions Manager



2012 COMMUNICATIONS REPORT

The communications role covers an inordinate digital sphere but at the heart of my role I produce regular and diverse content for the ESFA website. Keeping the website filled with content is quite a task and a friend recently asked me just how many words I would have written across the year. I haven't got the faintest idea. Seeing a content-rich website is itself satisfying and I have been greatly encouraged to see the positive reception we received from our audiences.

The following figures of the ESFA website are across the 2012 winter season and are an average per month:

- 32 854 visits
- 10 467 unique visitors
- 67 091 Pageviews

The newsletter, with 7578 recipients at time of writing, similarly has strong average figures:

- 26.57% of recipients open the newsletter
- 16.97% click on links

Our social media engagement has grown steadily to 401 followers on Twitter and 417 likes on Facebook. However, I'm certain there is a larger audience here that needs to be grasped.

I am pleased to see that our public relations portfolio has taken steps in the right direction. A highlight this year was seeing our Small Sided Football Gala Days come together. Not only were they fabulous days on the park but the response in the local papers and online helps to promote a salient presence for the Association across the Eastern Suburbs.

Despite the positives I do not see this as a sign to grow complacent. The past two years have established the building blocks that we can now use to evaluate our communications voice and ensure that our desire to promote the local game is never lost.

Both staff and Board members have continued to voice their support of my work and I thank them for this encouragement. Whilst it's difficult to name everyone, I'd especially like to thank my colleagues Caroline Memmolo, Andrew Fathers, Joanne Curry and Ann Lonergan; together we've had many ups and downs. I would also like to thank Aaron Dibdin and Raff Del Vecchio, who I have particularly worked with throughout the year, for their rousing guidance.

Gregory Calacouris

Communications Officer



2012 LEAGUE AND PREMIER WINNERS - BOYS

DIVISION	LEAGUE CHAMPIONS	GRAND FINAL WINNER
U12/1	PAGEWOOD BOTANY FC A	PAGEWOOD BOTANY FC B
U12/2	QUEENS PARK FC JUNIORS L	HEFFRON HAWKS
U12/3	COOGEE UNITED FC	COOGEE UNITED FC
U13/1	EASTS FC A	MASCOT KINGS
U13/2	COOGEE UNITED FC B	COOGEE UNITED FC B
U14/1	PAGEWOOD BOTANY FC A	PAGEWOOD BOTANY FC A
U14/2	OLYMPIC EAGLES FC	PAGEWOOD BOTANY FC C
U15/1	QUEENS PARK FC JUNIORS	HEFFRON HAWKS
U15/2	EASTS FC	EASTS FC
U16/1	MAROUBRA UNITED A	MACCABI HAKOAH JUNIOR FC
U16/2	MAROUBRA UNITED B	MAROUBRA UNITED B
U18	QUEENS PARK FC JUNIORS	EASTS FC A



LEAGUE TABLES

Grade 12 Division 1

TEAM	P	W	D	L	B	F	A	GD	Pt
Pagewood Botany FC A	14	10	2	2	0	43	11	32	32
Pagewood Botany FC B	14	10	1	3	0	42	21	21	31
Maccabi Hakoah Junior Football Club	14	9	3	2	0	33	14	19	30
Maroubra United	14	8	3	3	0	40	17	23	27
Mascot Kings	14	8	2	4	0	33	30	3	26
Easts FC	14	3	2	9	0	20	33	-13	11
Coogee United FC	14	2	3	9	0	11	44	-33	9
Queens Park FC Juniors	14	2	2	10	0	18	45	-27	8

Grade 12 Division 2

TEAM	P	W	D	L	B	F	A	GD	Pt
Queens Park FC Juniors L	14	8	2	2	2	32	12	20	26
Heffron Hawks	14	6	2	4	2	23	25	-2	20
Maccabi Hakoah Junior Football Club (Sun)	14	5	4	3	2	37	22	15	19
Maccabi Hakoah Junior Football Club (Sat)	14	5	2	5	2	20	25	-5	17
Easts FC 12/2	14	4	1	7	2	20	40	-20	13
Queens Park FC Juniors B 12/2	14	2	1	9	2	15	38	-23	7
Reddam House 12/2	14	2	0	10	2	13	48	-35	6

Grade 12 Division 3

TEAM	P	W	D	L	B	F	A	GD	Pt
Coogee United FC	14	12	1	1	0	35	6	29	37
Pagewood Botany FC	14	11	1	2	0	75	5	70	34
Queens Park FC Juniors	14	7	4	3	0	41	18	23	25
Maroubra United R	14	7	2	5	0	37	20	17	23
Mascot Kings 12/3	14	7	2	5	0	32	29	3	23
Maccabi Hakoah Junior Football Club (Sun) 12/3	14	3	2	9	0	16	57	-41	11
Maccabi Hakoah Junior Football Club (Sat) 12/3	14	0	4	10	0	3	43	-40	4
Maroubra United G 12/3	14	0	2	12	0	3	64	-61	2

Grade 13 Division 1

TEAM	P	W	D	L	B	F	A	GD	Pt
Easts FC A 1	15	12	1	2	0	43	14	29	37
Coogee United FC A 1	15	9	2	4	0	45	27	18	29
Mascot Kings 1	15	8	3	4	0	28	15	13	27
Queens Park FC Juniors B 1	15	4	3	8	0	19	38	-19	15
Queens Park FC Juniors A 1	15	3	2	10	0	21	41	-20	11
Maroubra United 1	15	2	3	10	0	14	35	-21	9

Grade 13 Div 2

TEAM	P	W	D	L	B	F	A	GD	Pt
Coogee United FC B 2	15	9	1	2	3	46	10	36	28
Maccabi Hakoah Junior Football Club (Sun) 2	15	9	1	2	3	34	10	24	28
Queens Park FC Juniors C 2	15	5	2	5	3	23	22	1	17
Easts FC B 2	15	4	1	7	3	15	27	-12	13
Olympic Eagles FC 2	15	0	1	11	3	6	55	-49	1

Grade 14 Division 1

TEAM	P	W	D	L	B	F	A	GD	Pt
Pagewood Botany FC A	14	13	1	0	0	81	4	77	40
Queens Park FC Juniors A	14	12	0	2	0	108	9	99	36
Easts FC A	14	10	1	3	0	72	28	44	31
Mascot Kings	14	5	2	7	0	28	64	-36	17
Queens Park FC Juniors B	14	4	2	8	0	18	56	-38	14
Easts FC B	14	4	2	8	0	20	61	-41	14

Grade 14 Division 2

TEAM	P	W	D	L	B	F	A	GD	Pt
Olympic Eagles FC	15	6	4	5	0	34	38	-4	22
Pagewood Botany FC C	15	4	4	7	0	16	34	-18	16
Pagewood Botany FC B	15	3	3	9	0	14	37	-23	12
Maccabi Hakoah Junior Football Club (Sun)	15	0	3	12	0	12	72	-60	3

Grade 15 Division 1

TEAM	P	W	D	L	B	F	A	GD	Pt
Queens Park FC Juniors	15	9	2	2	2	61	15	46	29
Heffron Hawks	15	9	1	3	2	39	20	19	28
Coogee United FC	15	8	2	3	2	36	20	16	26
Maccabi Hakoah Junior Football Club	15	5	1	7	2	24	24	0	16
Maroubra United	15	1	0	12	2	14	56	-42	3

Grade 15 Division 2

TEAM	P	W	D	L	B	F	A	GD	Pt
Easts FC	15	10	1	2	2	44	18	26	31
Pagewood Botany FC	15	8	2	3	2	42	24	18	26
Mascot Kings	15	4	2	7	2	17	55	-38	14
Maccabi Hakoah Junior Football Club (Sun)	15	3	3	7	2	23	30	-7	12
Maroubra United	15	1	1	11	2	18	54	-36	4

Grade 16 Division 1

TEAM	P	W	D	L	B	F	A	GD	Pt
Maroubra United A	15	10	2	3	0	29	11	18	32
Queens Park FC Juniors	15	9	2	4	0	31	16	15	29
Maccabi Hakoah Junior Football Club	15	8	2	5	0	30	30	0	26
Mascot Kings	15	6	4	5	0	28	24	4	22
Easts FC	15	4	4	7	0	21	25	-4	16
Maroubra United B	15	1	0	14	0	14	47	-33	3

Grade 16 Division 2

TEAM	P	W	D	L	B	F	A	GD	Pt
Maroubra United B	15	8	3	4	0	41	25	16	27
Easts FC	15	8	2	5	0	33	23	10	26
Pagewood Botany FC	15	7	4	4	0	28	19	9	25
Maroubra United A	15	2	1	12	0	16	51	-35	7

Grade 18

TEAM	P	W	D	L	B	F	A	GD	Pt
Queens Park FC Juniors	14	11	1	1	1	49	16	33	34
Heffron Hawks	14	10	0	3	1	52	19	33	30
Easts FC A	14	9	0	4	1	50	24	26	27
Coogee United FC A	14	7	2	4	1	39	19	20	23
Maccabi Hakoah Junior Football Club B	14	5	1	7	1	40	42	-2	16
Maccabi Hakoah Junior Football Club A	14	3	1	9	1	18	36	-18	10
Mascot Kings	14	0	1	12	1	14	80	-66	1

2012 LEAGUE AND PREMIER WINNERS - GIRLS

AGE GROUP	LEAGUE CHAMPIONS	PREMIERS
G12/1	QUEENS PARK FC JUNIORS P	QUEENS PARK FC JUNIORS P
G12/2	PAGEWOOD BOTANY FC	PAGEWOOD BOTANY FC
G13/1	PAGEWOOD BOTANY FC A	PAGEWOOD BOTANY FC A
G14/1	MACCABI HAKOAH JUNIOR FC	MACCABI HAKOAH JUNIOR FC
G14/2	PAGEWOOD BOTANY FC B	PAGEWOOD BOTANY B
G15/1	EASTS FC A	EASTS FC A
G16/1	MACCABI HAKOAH JUNIOR FC (16)	MAROUBRA UNITED (16)
G16/2	COOGEE UNITED FC	COOGEE UNITED FC
G18	MAROUBRA UNITED (18)	PAGEWOOD BOTANY FC



Grade 12 Ladies Div 1

TEAM	P	W	D	L	B	F	A	GD	Pt
Queens Park FC Juniors P	14	13	0	1	0	57	3	54	39
Queens Park FC Juniors L	14	11	2	1	0	35	8	27	35
East's FC Red	14	9	2	3	0	41	11	30	29
Queens Park FC Juniors B	14	5	3	6	0	20	18	2	18
East's FC Sharks	14	4	3	7	0	11	28	-17	15
East's FC Blue	14	3	2	9	0	7	31	-24	11

Grade 12 Ladies Div 2

TEAM	P	W	D	L	B	F	A	GD	Pt
Pagewood Botany FC	15	7	1	7	0	29	33	-4	22
Coogee United FC	15	5	4	6	0	24	32	-8	19
Maroubra United	15	2	5	8	0	11	29	-18	11
Maccabi Hakoah Junior Football Club	15	1	2	12	0	13	55	-42	5

Grade 13 Ladies

TEAM	P	W	D	L	B	F	A	GD	Pt
Pagewood Botany FC A	14	9	2	1	2	33	5	28	29
Coogee United FC	14	9	0	3	2	36	8	28	27
Queens Park FC Juniors M	14	7	1	4	2	34	18	16	22
East's FC	14	6	0	6	2	16	27	-11	18
Maroubra United	14	3	2	7	2	15	21	-6	11
Queens Park FC Juniors K	14	3	2	7	2	12	22	-10	11
Pagewood Botany FC B	14	1	1	10	2	9	54	-45	4

Grade 14 Ladies Division 1

TEAM	P	W	D	L	B	F	A	GD	Pt
Maccabi Hakoah Junior Football Club	12	8	3	1	0	33	6	27	27
Queens Park FC Juniors	12	7	2	3	0	21	11	10	23
East's FC B	12	4	1	7	0	6	16	-10	13
East's FC A	12	0	4	8	0	3	30	-27	4

Grade 14 Ladies Division 2

TEAM	P	W	D	L	B	F	A	GD	Pt
Pagewood Botany FC B	12	10	2	0	0	33	12	21	32
East's FC	14	7	2	5	0	29	20	9	23
Queens Park FC Juniors	14	7	2	5	0	16	17	-1	23
Pagewood Botany FC A	14	5	2	7	0	17	25	-8	17
Olympic Eagles FC.	14	2	6	6	0	9	15	-6	12
Maccabi Hakoah Junior Football Club	14	0	6	8	0	11	26	-15	6

Grade 15 Ladies Division 1

TEAM	P	W	D	L	B	F	A	GD	Pt
East's FC A	13	13	0	0	0	119	1	118	39
Queens Park FC Juniors A	13	11	1	1	0	79	6	73	34
Queens Park FC Juniors B.	14	10	1	3	0	54	16	38	31
East's FC B	14	6	1	7	0	26	31	-5	19
Olympic Eagles FC*	14	6	1	7	0	26	47	-21	19
Maroubra United *	14	4	0	10	0	26	65	-39	12
Queens Park FC Juniors C*	14	3	0	11	0	16	67	-51	9
Maccabi Hakoah Junior Football Club *	14	0	0	14	0	2	115	-113	0

Grade 16 Ladies

TEAM	P	W	D	L	B	F	A	GD	Pt
Coogee United FC	14	9	1	1	2	48	7	41	28
Maroubra United	14	8	0	3	3	33	11	22	24
Reddam House	14	6	1	5	2	14	18	-4	19
Queens Park FC Juniors	14	5	3	4	2	14	22	-8	18
East's FC	14	4	0	8	2	23	26	-3	12
Maccabi Hakoah Junior Football Club A	14	3	2	7	2	14	22	-8	11
Pagewood Botany FC	14	1	1	10	2	7	53	-46	4

Grade 16/Grade 18 Ladies

TEAM	P	W	D	L	B	F	A	GD	Pt
Maroubra United (18)	15	13	1	1	0	69	15	54	40
Maccabi Hakoah Junior Football Club (16)	15	13	1	1	0	57	7	50	40
East's FC (16)	15	6	1	8	0	19	25	-6	19
Pagewood Botany FC	15	5	1	9	0	28	36	-8	16
Maroubra United (16)	15	5	1	9	0	26	38	-12	16
Queens Park FC Juniors	15	0	1	14	0	6	84	-78	1

2012 LEAGUE AND PREMIER WINNERS - WOMEN

DIVISION	LEAGUE CHAMPIONS	GRAND FINAL WINNER
AAW1	DUNBAR ROVERS FC	COOGEE UNITED FC
AAW2A	COOGEE UNITED FC	UNSW FOOTBALL CLUB
AAW2B	WAVERLEY OLD BOYS	WAVERLEY OLD BOYS
AAW3	MASCOT KINGS	MASCOT KINGS
AAW4	QUEENS PARK FC PUMAS	LOKOMOTIV COVE FC
AAW5	MACCABI HAKOAH	MACCABI HAKOAH

All Age Women Division 1

TEAM	P	W	D	L	B	F	A	GD	Pt
Dunbar Rovers FC	15	12	1	2	0	44	14	30	37
Queens Park FC	15	11	1	3	0	45	18	27	34
Coogee United FC	15	7	1	7	0	27	27	0	22
Waverley Old Boys	15	6	3	6	0	36	27	9	21
Maroubra United	15	3	3	9	0	25	45	-20	12
Sydney University Soccer Club	15	1	1	13	0	14	60	-46	4

All Age Women Division 2A

TEAM	P	W	D	L	B	F	A	GD	Pt
Coogee United FC	16	9	3	3	1	38	20	18	30
Sydney University Soccer Club	16	10	0	5	1	35	19	16	30
UNSW Football Club	16	9	2	4	1	22	24	-2	29
Maccabi Hakoah	16	7	1	7	1	33	29	4	22
Pagewood Botany FC	16	7	0	8	1	27	30	-3	21
Lokomotiv Cove FC	16	6	0	9	1	30	34	-4	18

All Age Women Division 2B

TEAM	P	W	D	L	B	F	A	GD	Pt
Waverley Old Boys	16	6	3	5	2	29	25	4	21
Queens Park FC	16	6	2	6	2	36	31	5	20
Maroubra United	16	4	2	8	2	16	29	-13	14
Dunbar Rovers FC	16	3	4	7	2	22	36	-14	13
Heffron Hawks	16	3	3	8	2	29	49	-20	12

All Age Women Division 3

TEAM	P	W	D	L	B	F	A	GD	Pt
Mascot Kings	18	15	2	1	0	92	14	78	47
Queens Park FC Rangers	18	12	3	3	0	36	8	28	39
Maroubra United Magic	18	10	5	3	0	52	16	36	35
UNSW Football Club	18	9	3	6	0	48	37	11	30
Glebe Wanderers	18	9	3	6	0	29	32	-3	30
Queens Park FC Lions	18	8	2	8	0	31	24	7	26

All Age Women Division 4

TEAM	P	W	D	L	B	F	A	GD	Pt
Queens Park FC Pumas	19	9	2	8	0	37	31	6	29
Lokomotiv Cove FC	19	8	2	9	0	37	26	11	26
Waverley Old Boys	19	8	2	9	0	19	23	-4	26
Pagewood Botany FC	19	8	1	10	0	29	36	-7	25

All Age Women Division 5

TEAM	P	W	D	L	B	F	A	GD	Pt
Maccabi Hakoah	19	8	1	10	0	31	38	-7	25
Olympic Eagles FC	19	8	0	11	0	29	46	-17	24
Dunbar Rovers FC	19	3	1	15	0	16	76	-60	10
Maroubra United Angels	19	1	1	17	0	4	74	-70	4

2012 LEAGUE AND PREMIER WINNERS - MENS

DIVISION	LEAGUE CHAMPIONS	GRAND FINAL WINNER
PLF	COOGEE UNITED FC	GLEBE WANDERERS
PLR	COOGEE UNITED FC	COOGEE UNITED FC
AA1	BARNSTONEWORTH UNITED FC	BARNSTONEWORTH UNITED FC
AA2	MAROUBRA UNITED	MAROUBRA UNITED
AA3	MACCABI HAKOAH B	MACCABI HAKOAH B
AA4	MAROUBRA UNITED	MACCABI HAKOAH
AA5	MAROUBRA UNITED	QUEENS PARK FC R
AA6	QUEENS PARK FC	WAVERLEY OLD BOYS
AA7	UNSW FOOTBALL CLUB	LIONS FC
AA8	COOGEE UNITED FC	COOGEE UNITED FC
AA9	COOGEE UNITED FC	SYDNEY UNIVERSITY SOCCER CLUB
AA10	WAVERLEY OLD BOYS	WAVERLEY OLD BOYS
O35/1	PAGEWOOD BOTANY FC	DUNBAR ROVERS FC A
O35/2	QUEENS PARK FC R	PAGEWOOD BOTANY FC A
O45/1	PAGEWOOD BOTANY FC	PAGEWOOD BOTANY FC



Premier League 1st Grade

TEAM	P	W	D	L	B	F	A	GD	Pt
Coogee United FC	18	14	3	1	0	57	12	45	45
Glebe Wanderers	18	13	3	2	0	54	18	36	42
Maroubra United	18	14	0	4	0	41	16	25	42
Waverley Old Boys	18	11	1	6	0	53	29	24	34
Dunbar Rovers FC	18	8	2	8	0	39	43	-4	26
Lokomotiv Cove FC	18	7	4	7	0	40	28	12	25
Phoenix FC	18	5	4	9	0	32	32	0	19
Pagewood Botany FC	18	4	1	13	0	25	69	-44	13
Sydney University	18	2	2	14	0	24	66	-42	8
Redfern Raiders	18	0	4	14	0	10	62	-52	4

Premier League Reserve Grade

TEAM	P	W	D	L	B	F	A	GD	Pt
Coogee United FC	18	13	4	1	0	55	20	35	43
Waverley Old Boys	18	12	4	2	0	69	21	48	40
Dunbar Rovers FC	18	10	6	2	0	48	21	27	36
Phoenix FC	17	12	0	5	0	53	31	22	36
Maroubra United	18	9	2	7	0	44	38	6	29
Lokomotiv Cove FC	18	7	2	9	0	28	41	-13	23
Glebe Wanderers	17	6	4	7	0	28	25	3	22
Redfern Raiders	18	3	1	14	0	30	59	-29	10
Sydney University	18	2	2	14	0	33	73	-40	8
Pagewood Botany FC	18	2	1	15	0	12	71	-59	7

All Age Men Division 1

TEAM	P	W	D	L	B	F	A	GD	Pt
Barnstoneworth United FC	18	12	4	2	0	45	19	26	40
Coogee United FC	18	12	3	3	0	42	21	21	39
Maccabi Hakoah	18	8	5	5	0	39	28	11	29
Sydney University Soccer Club	18	9	1	8	0	38	35	3	28
Mascot Kings	18	8	4	6	0	30	30	0	28
Dunbar Rovers FC	18	7	4	7	0	29	26	3	25
Lokomotiv Cove FC	18	5	5	8	0	38	46	-8	20
Queens Park FC	18	3	4	11	0	32	45	-13	13
Olympic Eagles FC	16	4	1	11	0	23	38	-15	13
UNSW Football Club	16	4	1	11	0	20	48	-28	13

All Age Men Division 2

TEAM	P	W	D	L	B	F	A	GD	Pt
Maroubra United	18	12	4	2	0	67	30	37	40
Lokomotiv Cove FC	18	10	6	2	0	39	22	17	36
Bondi United FC	18	9	6	3	0	54	43	11	33
Pagewood Botany FC	18	8	6	4	0	50	34	16	30
Waverley Old Boys	18	6	5	7	0	30	27	3	23
UNSW Football Club	18	6	4	8	0	40	50	-10	22
Dunbar Rovers FC	18	6	2	10	0	24	40	-16	20
Glebe Wanderers	18	5	4	9	0	32	45	-13	19
Barnstoneworth United FC	18	4	5	9	0	31	42	-11	17
Sydney University Soccer Club	18	1	4	13	0	27	61	-34	7

All Age Men Division 3

TEAM	P	W	D	L	B	F	A	GD	Pt
Maccabi Hakoah B	18	12	3	3	0	58	28	30	39
Coogee United FC	18	11	6	1	0	53	26	27	39
Waverley Old Boys	18	12	1	5	0	45	16	29	37
Sydney University Soccer Club	18	11	4	3	0	51	31	20	37
Dunbar Rovers FC A	18	6	6	6	0	37	44	-7	24
Lions FC	18	6	4	8	0	31	38	-7	22
Queens Park FC	18	5	4	9	0	34	50	-16	19
Mascot Kings	18	6	0	12	0	34	56	-22	18
Maccabi Hakoah A	18	3	3	12	0	21	42	-21	12
Dunbar Rovers FC B	18	1	3	14	0	21	54	-33	6

All Age Men Division 4

TEAM	P	W	D	L	B	F	A	GD	Pt
Maroubra United	18	13	3	2	0	57	27	30	42
Maccabi Hakoah	18	12	2	4	0	48	24	24	38
Barnstoneworth United FC	18	12	0	6	0	35	30	5	36
Queens Park FC L	18	10	1	7	0	45	33	12	31
Dunbar Rovers FC	18	8	3	7	0	50	34	16	27
Coogee United FC	18	7	5	6	0	30	26	4	26
Sydney University Soccer Club	18	6	3	9	0	33	38	-5	21
Lokomotiv Cove FC A	18	4	2	12	0	41	59	-18	14
Lokomotiv Cove FC B	18	4	1	13	0	23	62	-39	13
Queens Park FC R	18	4	0	14	0	31	60	-29	12

All Age Men Division 5

TEAM	P	W	D	L	B	F	A	GD	Pt
Maroubra United	18	13	3	2	0	56	18	38	42
Queens Park FC R	18	10	6	2	0	55	22	33	36
UNSW Football Club	18	10	5	3	0	40	25	15	35
Queens Park FC L	18	9	4	5	0	41	28	13	31
Easts FC	18	7	7	4	0	37	30	7	28
Waverley Old Boys	18	7	6	5	0	33	25	8	27
Lokomotiv Cove FC B	18	4	4	10	0	24	36	-12	16
Sydney University Soccer Club	18	5	1	12	0	24	50	-26	16
Lokomotiv Cove FC A	18	4	1	13	0	29	54	-25	13
Dunbar Rovers FC	18	2	1	15	0	13	64	-51	7

All Age Men Division 6

TEAM	P	W	D	L	B	F	A	GD	Pt
Queens Park FC	18	13	3	2	0	52	18	34	42
Waverley Old Boys	18	11	5	2	0	50	20	30	38
Coogee United FC	18	12	1	5	0	53	24	29	37
Lokomotiv Cove FC	18	10	4	4	0	70	20	50	34
Maroubra United	18	10	2	6	0	47	29	18	32
Heffron Hawks	18	8	4	6	0	51	42	9	28
Sydney University Soccer Club A	18	6	1	11	0	42	52	-10	19
Kytherians	18	4	1	13	0	28	89	-61	13
Sydney University Soccer Club B	18	3	0	15	0	19	67	-48	9
Maccabi Hakoah	18	2	1	15	0	13	64	-51	7

All Age Men Division 7

TEAM	P	W	D	L	B	F	A	GD	Pt
UNSW Football Club	18	16	1	1	0	69	22	47	49
Lions FC	18	12	3	3	0	49	23	26	39
Dunbar Rovers FC B	18	11	1	6	0	38	31	7	34
Redfern Raiders	17	10	1	6	0	49	21	28	31
Coogee United FC	18	9	3	6	0	41	27	14	30
Dunbar Rovers FC A	17	7	4	6	0	37	33	4	25
Lokomotiv Cove FC	18	7	2	9	0	42	42	0	23
Pagewood Botany FC	18	3	1	14	0	24	56	-32	10
Olympic Eagles FC	18	3	0	15	0	17	59	-42	9
Sydney University Soccer Club	18	3	0	15	0	20	72	-52	9

All Age Men Division 8

TEAM	P	W	D	L	B	F	A	GD	Pt
Coogee United FC	18	15	2	1	0	62	20	42	47
Barnstoneworth United FC	18	12	2	4	0	34	20	14	38
Easts FC	18	12	1	5	0	50	17	33	37
Lokomotiv Cove FC A	18	9	3	6	0	41	26	15	30
Lokomotiv Cove FC B	18	7	5	6	0	26	27	-1	26
Redfern Raiders	18	8	2	8	0	21	25	-4	26
Queens Park FC	18	4	4	10	0	18	40	-22	16
Lions FC	18	4	2	12	0	21	43	-22	14
Maroubra United	18	3	4	11	0	19	42	-23	13
UNSW Football Club	18	3	1	14	0	26	58	-32	10

All Age Men Division 9

TEAM	P	W	D	L	B	F	A	GD	Pt
Coogee United FC	18	15	1	2	0	54	26	28	46
Sydney University Soccer Club	18	13	1	4	0	58	22	36	40
Waverley Old Boys	18	11	1	6	0	48	26	22	34
Olympic Eagles FC	18	10	2	6	0	45	25	20	32
Lokomotiv Cove FC	18	10	2	6	0	42	31	11	32
Heffron Hawks	18	6	5	7	0	47	51	-4	23
Pagewood Botany FC	18	6	5	7	0	33	40	-7	23
Queens Park FC	18	5	4	9	0	32	39	-7	19
Maroubra United	18	1	2	15	0	23	77	-54	5
UNSW Football Club	18	1	1	16	0	21	66	-45	4

All Age Men Division 10

TEAM	P	W	D	L	B	F	A	GD	Pt
Waverley Old Boys	20	17	3	0	0	74	22	52	54
Lokomotiv Cove FC	20	11	2	7	0	63	41	22	35
Easts FC	20	8	4	8	0	32	36	-4	28
Olympic Eagles FC	20	6	3	11	0	33	50	-17	21
Pagewood Botany FC	20	6	3	11	0	42	61	-19	21
Mascot Kings	20	4	1	15	0	42	76	-34	13

Mens Over 35 Division 1

TEAM	P	W	D	L	B	F	A	GD	Pt
Pagewood Botany FC	15	12	2	1	0	53	18	35	38
Dunbar Rovers FC A	15	11	1	3	0	58	24	34	34
Maccabi Hakoah	15	5	3	7	0	20	32	-12	18
Coogee United FC	15	5	2	8	0	32	37	-5	17
Mascot Kings	15	5	1	9	0	31	42	-11	16
Dunbar Rovers FC B	15	1	3	11	0	20	61	-41	6

Mens Over 35 Division 2

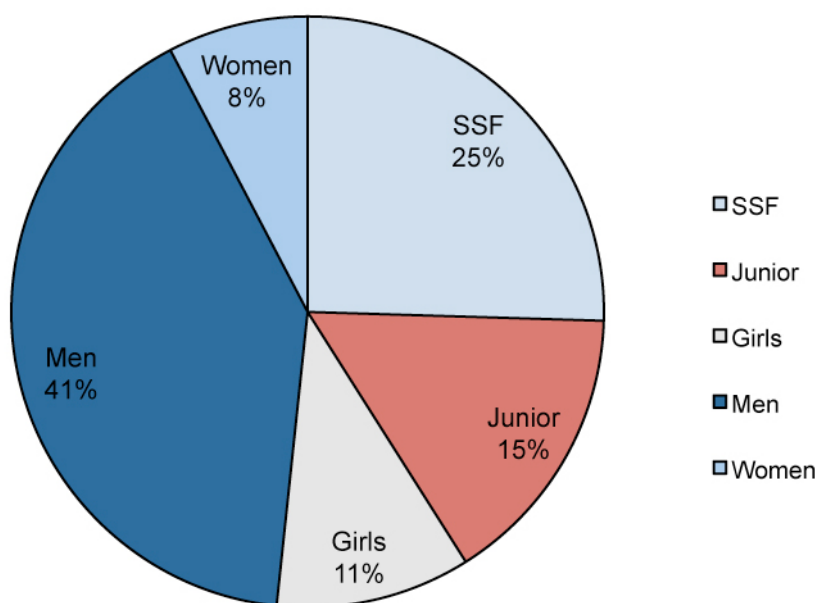
TEAM	P	W	D	L	B	F	A	GD	Pt
Queens Park FC R	18	14	1	3	0	49	17	32	43
Pagewood Botany FC A	18	12	4	2	0	47	16	31	40
Waverley Old Boys	18	11	2	5	0	45	36	9	35
Redfern Raiders	18	9	2	7	0	52	26	26	29
Maroubra United	18	8	4	6	0	29	34	-5	28
Lokomotiv Cove FC	18	5	6	7	0	38	30	8	21
Queens Park FC L	18	4	4	10	0	24	38	-14	16
Coogee United FC	18	4	3	11	0	31	60	-29	15
Pagewood Botany FC B	18	4	3	11	0	21	50	-29	15
Maccabi Hakoah	18	4	2	12	0	28	57	-29	14

Mens O45 Division 1

TEAM	P	W	D	L	B	F	A	GD	Pt
Pagewood Botany FC	16	13	0	1	2	72	9	63	39
Dunbar Rovers FC	15	9	1	3	2	49	27	22	28
Bondi United FC	14	9	0	4	1	55	27	28	27
Maroubra United A	16	5	0	8	3	35	35	0	15
Queens Park FC	16	4	1	9	2	21	56	-35	13
Redfern Raiders	15	3	1	9	2	16	45	-29	10
Maroubra United B	16	2	1	11	2	13	62	-49	7

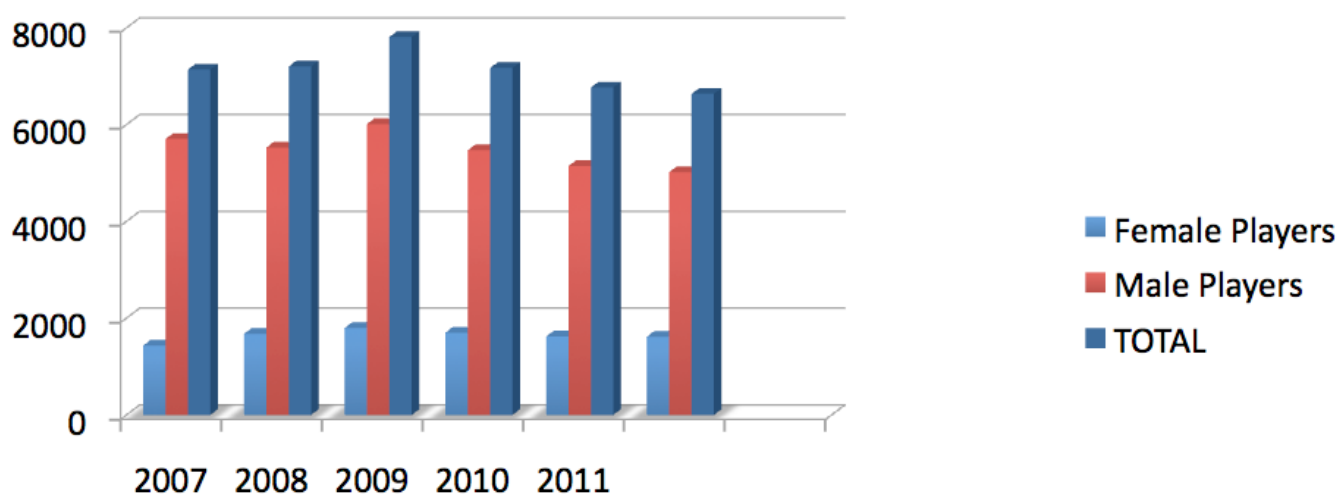
ASSOCIATION STATISTICS

PARTICIPATION BY LEAGUE COUNCIL 2012



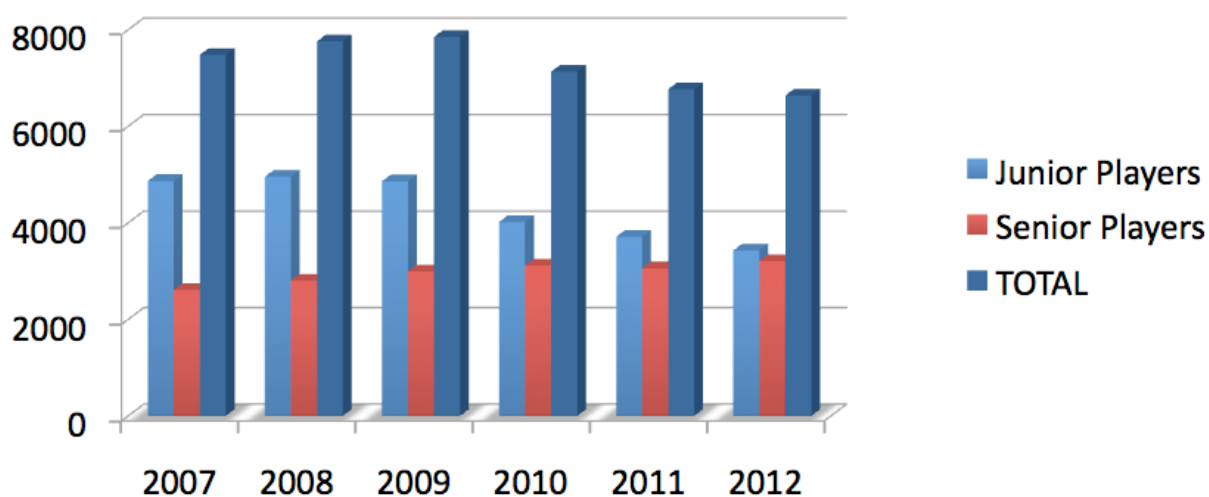
PLAYER STATISTICS

MALE VS FEMALE



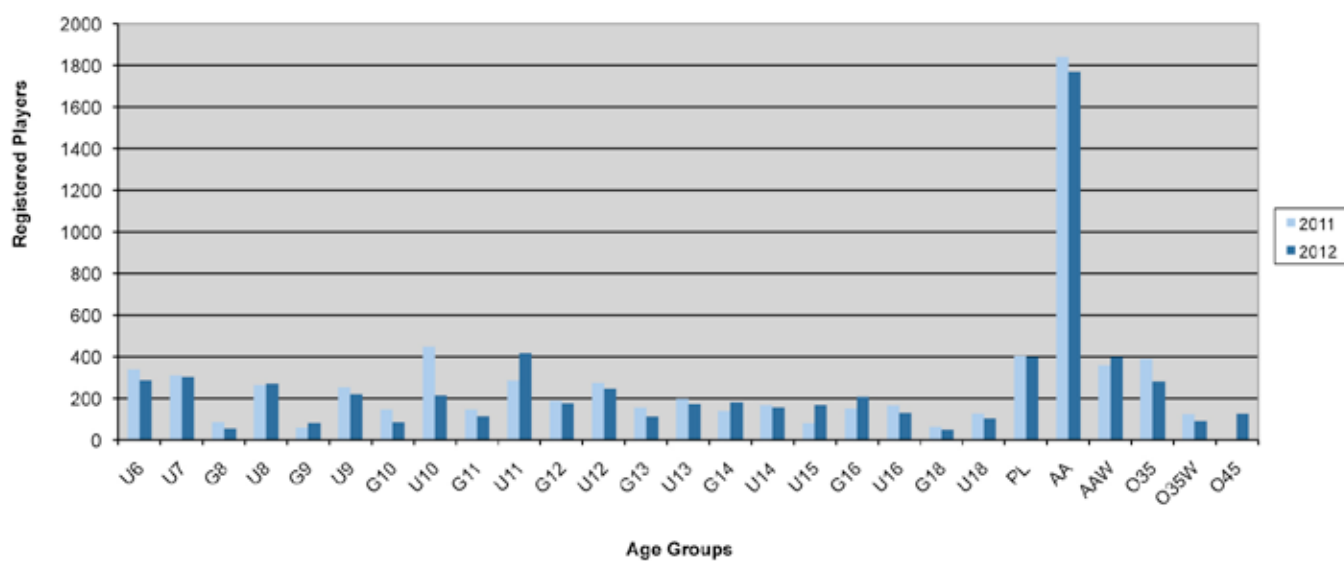
PLAYER STATISTICS

JUNIOR VS SENIOR



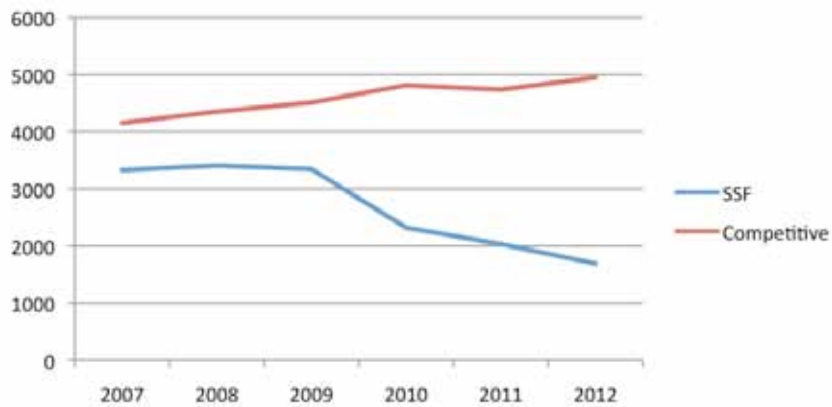
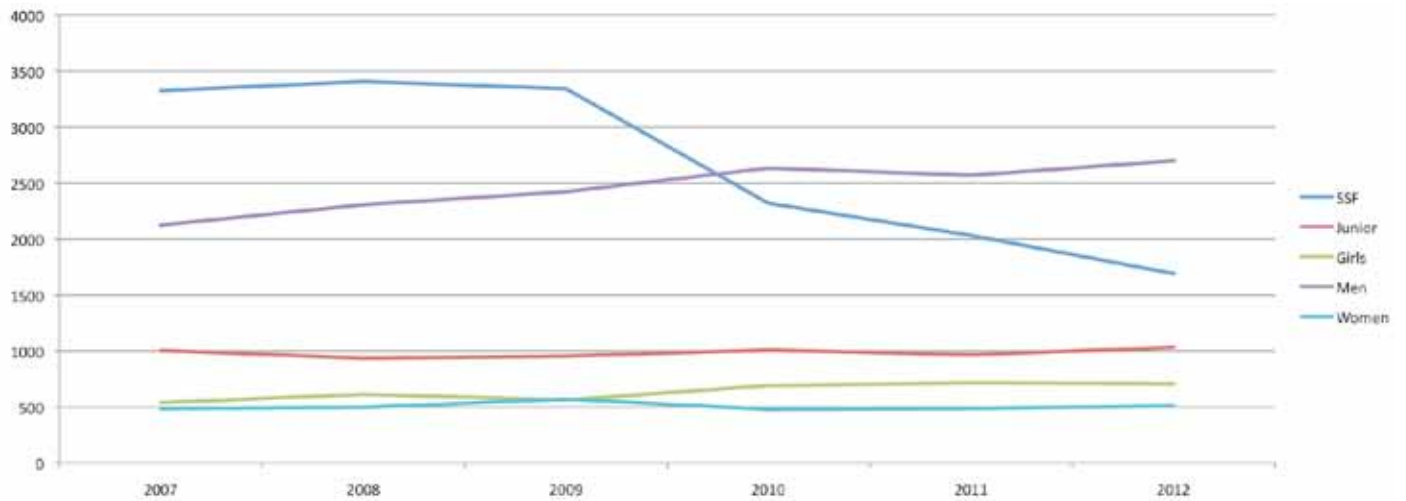
AGE COMPARISON

2011 TO 2012



PARTICIPANTS

2007 TO 2012





EASTERN SUBURBS
FOOTBALL ASSOCIATION

The Board and staff of the Eastern Suburbs Football Association wish to thank our various and valuable partners for their support in developing the world game in the Eastern Suburbs.

Principal Partner:

JAZZRIGHT
PRODUCTION SERVICES

Major Partners:



Premium Partners:



Special Thanks:

Coogee Diggers RSL, Cooke Design, Juniors @ The Junction, Kanga Sports, Klems Awards & Engraving, Randwick City Council, Centennial Park and Moore Park Trust, City of Botany Bay Council, Municipality of Woollahra, Waverley Municipal Council and the City of Sydney.

Photo contributors:

Gregory Calacouris, Andrew Fathers, Paul Kelly, Caroline Memmolo, Sally Paterson.