



EASTERN SUBURBS  
FOOTBALL ASSOCIATION

Annual Report **2015**



## **EASTERN SUBURBS FOOTBALL ASSOCIATION NOTICE OF ANNUAL GENERAL MEETING**

Dear Members, Life Members;

Pursuant to Sections 22 and 24 of the Constitution of the Eastern Suburbs Football Association Incorporated, notice is hereby given for the Annual General Meeting [AGM] of the Eastern Suburbs Football Association Incorporated:

**DATE:** Monday, 30 November 2015  
**VENUE:** The Randwick Club, 2 The Avenue, Randwick  
**TIME:** 7:00pm

### **The order of business at the Annual General Meeting shall be:**

1. Apologies
2. The reading and adoption of the Minutes of the previous Annual General Meeting
3. Consideration and adoption of the Annual Reports and Financial Statements
4. Election of officials for following year:
5. a) Election of Directors  
b) Election of Members of Hall of Fame (if any)
6. Consideration of any motion of which due notice has been given
7. Award of Ted Simmons Junior Football Medal
8. Close of meeting



**Aaron Dibdin**  
General Manager  
2nd November 2015



## TABLE OF CONTENTS

<b>04</b>	Key Personnel
<b>05</b>	President's Report
<b>06</b>	General Manager's Report
<b>07</b>	Financial Report Cover page
<b>08</b>	Treasurer's Report incl. Audited Accounts
<hr/>	
<b>24</b>	Technical Development & Coaching Director's Report
<b>26</b>	Miniroos Football Director's Report
<b>27</b>	Junior Football Director's Report
<b>28</b>	Senior Football Management Committee Report
<b>30</b>	Competitions Coordinator's Report
<b>33</b>	Judiciary Director's Report
<b>34</b>	Referees Director's Report
<b>36</b>	Referees Coordinator's Report
<b>40</b>	League Tables
<b>54</b>	Association Statistics
<b>57</b>	Partners, Special Thanks

---



Our goals over the next five years will ensure people who work for our organisation, volunteer for our organisation or people who measure our organisation from afar, know what we are trying to achieve

## KEY PERSONNEL

### BOARD OF DIRECTORS

<b>President</b>	Sean Fenton
<b>Treasurer</b>	Mark Puterflam
<b>Junior Football Director</b>	Ron Ogilvie
<b>Senior Football Director</b>	Vacant
<b>Small Sided Football Director</b>	David Owens
<b>Director of Technical Development and Coaching</b>	Andrew Field
<b>Director</b>	John Clayton
<b>Director</b>	Paul Kelly

### ESFA STAFF

General Manager	Aaron Dibdin
Competitions Coordinator	Adrian Larson
Referees & Coaching Coordinator, Judiciary	
Officer and Communications Officer	Caroline Oakes-Ash
Finance Officer	Dennis Cardikaris CPA
Administration	Jack Bell

### Football Management Committees

Men's League Chair	Adam Gwynne
Women's League Chair	Jaleh Shafie
Junior's League Chair	Marc Flor
Girl's League Chair	Alan Charak
Small Sided Football Chair	Moray Vincent

### Referees Management Committee

Chairman	Paul Kelly
Vice Chairman	Wayne Hillier
Branch Coach	John Garcia
Technical	Jack Bell
Member	Oliver Newling
Member	John Galouzis

### Life Members

Ernie Small\*  
 Bill Vrolyks OAM  
 Ted Simmons OAM  
 Paul Mavromatis  
 Wally Holzer  
 John Velthuys  
 Joe Zammit  
 Sean Fenton  
 David Lewis  
 Alan Chow  
 Louise Mazzaroli\*  
 Andrew Field

\*Deceased

### Hall of Fame

Roy Belcher (administration)  
 Andrew Field (player/administration/coach)  
 John Reid (administration/coach)  
 Pam Chow (administration)  
 Mick Vasin (player/administration)  
 John Nesbit (administration)  
 Charlie Davidson (coach)  
 Jim Zammitt (administration)  
 Tony Pengue (administration)  
 Peter Grunfeld (administration)  
 Michael Lazaridis (administration)  
 George Lundy (coaching/administration)  
 Ron Hoenig (administration)  
 Simon Phillips (administration)  
 Con Pavlou (administration)  
 Frank Friedman (administration)  
 Louise Mazzaroli (women's football and refereeing)

### Special Service Awards

Wally Holzer  
 Mark Fragias  
 Michelle Bogatyrov  
 David Lewis  
 Roger Engel  
 Ian Tischman  
 Ron Hoenig  
 George Lundy

## PRESIDENT'S REPORT

In my first year as President of ESFA it has been both fulfilling and challenging.

Fulfilling in that we have continued the strong financial management of the organization, that will again deliver a profit whilst delivering extra benefits this year again without any increase in fees to the stakeholders.

The hiring of Hensley Athletic Field for not only grand finals, but the hiring of David Phillips Synthetic also, to ensure ALL grand finals were played on time without fear of weather impact and played on the immaculate surfaces of synthetic pitches. We also took the initiative to hire Hensley for one day a week throughout the year to ensure that backlogs of games could be better managed through the ESFA office and this was a huge success to us this year and something I would hope for us to continue in years to come.

We have had some minor success with council engagement and discussion about ground development within our geographical area and it is very positive that some 2-3 new synthetic pitches could be available to the football community next year. In 2016 and we will continue to engage with local council to try and secure these fields to better administer our game when weather impacts.

Another fulfilling but also challenging event this year, was the building of our MiniRoos structure for this is truly our future going forward, with so many young players choosing football as their sport of choice, and for this we need to ensure we supply a worthy product that players and parents can enjoy and want to be part of.

The addition of some 1000 players into this fold from re-alignment of clubs, truly posed a serious challenge to the Board, the MiniRoos Director (David Owens) and the office staff, not to mention the club people on the ground as well as the referees. From the start of the year to where we are today this group of people need to be given high praise and so from myself I want to acknowledge their efforts and say thank you. We would have learned a lot from this year and hopefully this will see us improve in 2016 even more so.

This year I undertook to speak to the Presidents of clubs at the beginning of the year and the later part of the year. The first meeting was to ask what they would like delivered in 2015. Well run competitions, better communications and clarity of decision making along with the important need to be engaged and be heard. I hope that ESFA has delivered on those requirements through the year and time will tell through feedback. We may not have always met those expectations 100%, but I sincerely hope we continue to improve on these demands.

The later meeting with Presidents of clubs was to share the Boards Planning Strategy for the next five years and to gain feedback gain feedback. I must say thank you to those who participated and in general approved such a strategy.

Our goals over the next 5 years and beyond:

- Deliver consistent, innovative and high quality football programs, competitions and coaching
- (Facilitate or Provide) governance structures and practices that engage the football community with integrity and reliability
- To be financially sustainable to be able to deliver our goals
- Deliver high quality grounds and facilities sufficient to meet the needs of football in our region
- To be recognized as the leading community sporting organization in the region through broad stakeholder engagement
- For staff and volunteers to develop and enjoy a commonality of purpose and a cooperative culture

This will give us focus on what we as an organisation need to give priority to over the coming years. It will ensure people who work for our organization, volunteer for our organisation or people who measure our organisation from afar, know what we are trying to achieve.

In closing I would like to thank the many people within ESFA whom give their time and effort as volunteers. The Board is one such group of people whom undertake this role due to their love of the game and community and not for self-interest and I thank each and everyone them specially.

The General Manager and his staff whom are the front face of our business and are the ones who take the bruises when things don't appear to go right.

The referees who are at the face of game, week in and week out, and who give their services so we can play. This group of individuals need our support more and more if we are to truly become the recognized leader of sport in our community.

And most of all the clubs, their committees, their players and volunteers, thank you for being part of 2015. I hope you enjoyed and will return in 2016 to again be part of our wonderful game.

**Sean Fenton**  
President



## GENERAL MANAGER'S REPORT

It is again my pleasure to report to Members on another year, my fifth as General Manager of the Association.

This year kicked off with the Socceroos storming to a dramatic victory in the Asian Cup here in Sydney, and as I write our Champion of Champions commitments are still ongoing with trophies on the line.

It has been a huge year with a simply phenomenal amount of football being played by an equally phenomenal number of players.

We introduced some new things this year - hosting our home-and-away MiniRoos program in 'hubs' gave our program the scale and organisation that is attractive to parents and exciting for players.

We hired Hensley Athletic Field to facilitate the organisation of wet weather games and we organised for all Grand Finals to be played on synthetic turf. Thanks to these steps and of course the hard work of club volunteers, our Football Management Committees and our Competitions Coordinator we saw all finals series played in full this year.

But just focussing on the finals or even competitive grades doesn't capture how big football is here in the Eastern Suburbs. In 2015 we created 136 draws to schedule games across 27 parks, managed by 14 different owners. We had very close to 8,000 players - a new record number!

None of these fantastic things would be possible if it weren't for the dedication of a very small team of staff and a fantastically committed band of volunteers.

The one-percenters are the ones you have to take your hat off to. It's the one percent of people involved in football clubs and associations who are the bricks and mortar that hold the whole thing up.

They will be there in your clubs, checking the state of your ground in near darkness in the wee hours, chasing up the registration fees of the last few stragglers, packing away the goals when the park is empty, counting the bibs and balls at the end of the season.

In the Association they're in Council meetings helping to plan the season or decide on Grand Final schedules or hear Judiciary matters.

You'll find our staff working weekends and late at night to ensure that the competitions run smoothly and you'll find our Board putting in the hard yards getting the strategic direction of the Association right for the future.



Next year we're going to be offering even more in the form of dedicated resources for MiniRoos and technical development; it's an exciting time of growth here at ESFA!

The Association has never been this big, the game has never been this big, and we look forward to another year of growth in 2016!

**Aaron Dibdin**  
General Manager

---

# FINANCIAL REPORT

FOR THE YEAR ENDED 30 SEPTEMBER 2015

---

## TREASURER'S REPORT

Dear Members,

I am pleased to advise that the 2015 financial results have again delivered on the ESFA Board's aims to provide the services required by ESFA's member clubs effectively, to deliver to our members excellent value for money, and to ensure that these are achieved in an environment of financial responsibility.

In 2015 ESFA delivered all those things and the Board has continued to build on the sound platform that was developed over the past 4 years. Most pleasingly has been the substantial increase in revenue from the return to the fold of Pagewood and Queens Park Juniors.

We should all be thankful for the work done by our President, Board members responsible for MiniRoos/ Small Sided Football and Junior Football, and the General Manager, as well as the management of the two clubs who made the correct decision to return their players to the Association - for the benefit of players, clubs, and the association.

The Board and the management of ESFA has continued to focus on:

- managing expenses to ensure that they are in line with budget
- tight control on cash management, particularly the timely collection of debtors
- ensuring that there is appropriate financial governance

### Key 2015 Financial Highlights

1. ESFA returned a net profit for \$51,772 for the 2015 financial year. This is the 4th consecutive year of profit for ESFA of which the Board and management should be proud.
2. Revenues (ex pass-throughs for referees and Football NSW affiliation fees) were strongly up on the prior year due to strong growth in the number of players registered in the 2015 season.
3. Expenditure (ex pass-throughs for referees and affiliation fees to Football NSW) were also significantly higher in the 2015 season. This was due to three things. Firstly, the ESFA office was fully staffed for the full year whereas in the 2014 financial year we ran for a period without a competitions manager - which was filled at the start of the season proper by Adrian Larson. Secondly, with the support of our clubs we invested in additional resources to support the updated MiniRoos program. Thirdly, we applied some of the Association's funds to secure use of Hensley Field on Wednesday nights from April through August to enable catch-up games to be played. 15 clubs and 49 teams benefited from being able to play catch up games at Hensley on Wednesday nights for washed out games. Current thinking is that we will do the same in 2016.
4. Net Assets at 30 September 2015 were \$232,000. This is 37% of our annual expenses (ex pass-

Change by Season Excluding FNSW pass through	2011	2012	2013	2014	2015
Registration Fees Excluding FNSW Passthrough	526,632.54	536,651.00	545,597.00	558,413.00	659,282.00
Total Inflows Excluding Passthrough to FNSW	582,261.15	544,435.00	545,241.00	558,452.00	663,050.00
Total Outflows Excluding Passthrough to FNSW	616,696.88	487,621.00	457,526.00	522,223.00	611,278.00

Change by Season Excluding FNSW pass through	2011	2012	2013	2014	2015
Change in Inflows from Prior Year ex FNSW	-2,588.78	-37,826.15	806.00	13,211.00	104,598.00
Change in Outflows from Prior Year ex FNSW	-29,231.21	-129,075.88	-30,095.00	64,697.00	89,055.00
Percentage Change in Inflows from Prior Year ex FNSW	0%	-6%	0%	2%	19%
Percentage Change in Outflows from Prior Year ex FNSW	-5%	-21%	-6%	14%	17%

Change by Season From Peak	2011	2012	2013	2014	2015
Change Inflows From Peak (2010) ex FNSW	-35,859.34	-73,685.49	-72,879.49	-59,668.49	44,929.00
Change Outflows from Peak (2010) ex FNSW	-29,231.21	-158,307.09	-188,402.09	-123,705.09	-34,651.00
Percentage Change Inflows from Peak (2010) ex FNSW	-6%	-12%	-12%	-10%	7%
Percentage Change Outflows from Peak (2010) ex FNSW	-5%	-25%	-29%	-19%	-5%



throughs) an improvement of 3% (increase from 34% to 37%) over 2014 - and is in line with our target for net assets to be at least 30% of our annual expenses (ex pass-throughs).

5. Receivables and payables were at expected levels at 30 September 2015, and the Ground Development Fund is in excess of \$260,000 after 4 years, providing a substantial sum to be applied to appropriate opportunities as they arise.
6. The continued growth of development programs delivers an increase to registration revenues, and a corresponding increase to ground hire, coaching and gear and equipment costs. These incomes and expenditures balance out - the SAP and Regional Conference programs between them are essentially running at break-even for the Association.

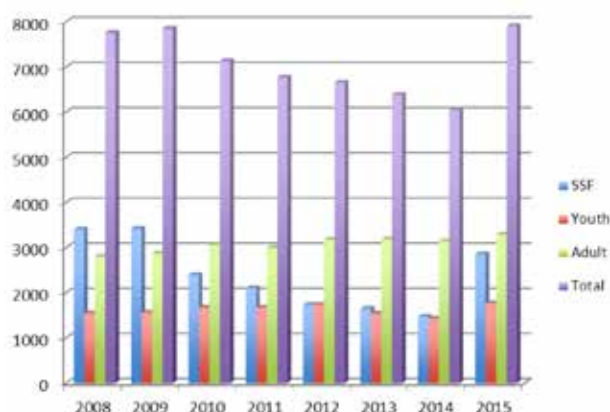


### Strong Financial Position Gives The ESFA Board Flexibility

In 2015 the Board and management of ESFA has continued its policy of prudent financial management which began under the direction of the previous President and my predecessor Treasurer. The work of the Board in the past 4 years has put ESFA in a sound financial position, and this has strengthened further with the return of large number of players from Pagewood and Queens Park clubs in the MiniRoos and Junior playing ranks in 2015.

This gave us the flexibility to allow the Board to make the decision to book Hensley on Wednesday nights. More all-weather pitches are being installed within ESFA's boundaries for 2016. With the stronger player numbers, and its sound financial position, the Board has the ability to take advantage of opportunities where they are appropriate.

As can be seen below, in 2015 ESFA saw player numbers increase for the first time since 2010.



The increase in the number of registered players in 2015 is largely due to the numbers in MiniRoos.

### Number of Registered Players

	2011	2012	2013	2014	2015
SSF	2103	1737	1652	1473	2859
Youth	1673	1740	1544	1431	1768
Adult	2996	3176	3185	3145	3286
<b>Total</b>	<b>6772</b>	<b>6653</b>	<b>6381</b>	<b>6049</b>	<b>7913</b>

### Looking ahead to 2016

I am pleased to say that the Association is in a sound financial at the end of the 2015 season. In the absence of any unforeseen circumstances, in 2016 we expect to again achieve an operating surplus.

I thank the Board for ensuring that ESFA's financial position has had the required focus over the past 4 years.

There remain opportunities for ESFA to build additional revenue streams from new sponsors, and through other strategies.

I repeat my statement from last year that the Board would welcome any suggestions or any assistance that any of the members of the Association can make in relation to additional revenue streams for our Association.

I thank the Board and Management for their support in 2015, and look forward to working together productively again in 2016.

Yours in Football

**Mark Puterflam**  
Treasurer

## Eastern Suburbs Football Association Inc. Committees' Report

Your committee members submit the financial report of the Eastern Suburbs Football Association Inc. for the financial year ended 30 September 2015.

### Committee Members

The names of committee members throughout the year and at the date of the report are;

Director	Portfolio
Sean Fenton	President
Mark Puterflam	Treasurer
Ron Ogilvie	Junior Football Director
Vacant	Senior Football Director
David Owens	Small Sided Football Director
Andrew Field	Director of Technical Development and Coaching
Paul Kelly	Director
John Clayton	Director

### Principal Activities

The principal continuing activities of the association in the course of the financial year were the fostering and control of the game of association football within the boundaries of the Eastern Suburbs as determined by Football NSW.

### Operating Result

The operating profit for the year was :                      \$     51,772.00

### Significant Changes

No significant change in the nature of these activities occurred during the year.

### After Balance Date Events

No matters or circumstances have arisen since the end of the financial year which significantly affected or may significantly affect the operations of the Association, the results of those operations, or the state of affairs of the Association in future financial years.

### Likely Developments and Results

There are no known likely developments, other than referred to in this report, that would have a material impact on the association or its operations.

**Eastern Suburbs Football Association Inc.  
Committees' Report**

**Indemnifying Officers or Auditor**

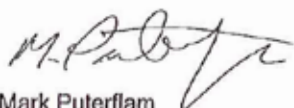
No indemnities have been given or insurance premiums paid, during or since the end of the financial year, for any person who is or has been an officer or auditor of the entity, other than as set out below.

During or since the financial year the Association has paid to Football NSW, premiums to insure all committee members against liabilities for costs incurred by them in defending any legal proceedings arising out of their conduct while acting in the capacity of committee member of the Association other than involving conduct involving a wilful breach of duty in relation to the Association.

Signed in accordance with a resolution of the Members of the Committee.



Sean Fenton  
President *per John Clayton Acting Chair*



Mark Puterflam  
Treasurer

Signed at Sydney this .....<sup>27th</sup> day of November 2015

**Eastern Suburbs Football Association Inc.**  
**Income and Expenditure Statement for the year ended 30 September 2015**

	Note	Sept 2015 \$	Sept 2014 \$
<b>Income</b>			
Administrative Income		3,522	664
Advertising Income		-	1,000
Clinics & Academies		1,725	900
Equipment Sales/Canteen Sales		7,544	873
Insurance Paid		-	4,136
Interest Received		9,956	7,866
Referee Income		146,689	163,075
Sponsorships		-	2,773
Team Fees (Registration fees)		1,076,303	942,023
		<u>1,245,739</u>	<u>1,123,310</u>
<b>Expenditure</b>			
Administration Expenses		(3,046)	(10,093)
Advertising & Promotion		(2,889)	(4,798)
Affiliation Fees		(417,021)	(383,610)
Amortisation & Depreciation		(3,616)	(3,612)
Audit Fees		(7,615)	(7,685)
Awards & Prize Money		(9,091)	(10,786)
Bad debts written off		(5,182)	-
Clinics, Academies & Coaching Fees		(55,776)	(42,812)
Donations		(500)	-
Employment Expenses		(231,532)	(195,358)
Functions & Meetings Costs		(13,591)	(3,390)
General Expenses		(6,843)	(9,882)
Ground Hire, Maintenance & Grand Final Costs		(130,728)	(106,911)
Insurances		(1,170)	(150)
Interest Paid		-	(1)
Legal fees		(1,253)	(84)
Player Equipment		(71,679)	(61,216)
Postage, Printing & Stationery		(17,108)	(20,676)
Referee Expenses		(165,668)	(181,248)
Rental Expense		(39,382)	(34,362)
Telephone, Communications & Licence Fees		(9,828)	(9,756)
Travel		(589)	(101)
Write off / Adjustment		140	(549)
Total Expenditure		<u>(1,193,967)</u>	<u>(1,087,081)</u>
Profit before abnormal items		<u>51,772</u>	<u>36,229</u>
Profit before income tax expense		51,772	36,229
Income tax expense	1	-	-
Profit after income tax		<u>51,772</u>	<u>36,229</u>
Accumulated Surplus brought forward		<u>182,997</u>	<u>146,768</u>
Accumulated Surplus carried forward		<u>234,769</u>	<u>182,997</u>

*The accompanying notes form part of this financial report*



**Eastern Suburbs Football Association Inc.**  
**Assets and Liabilities Statement as at 30 September 2015**

	Note	Sept 2015 \$	Sept 2014 \$
<b>Current Assets</b>			
Cash and Cash Equivalents	2	516,227	344,435
Trade and Other Receivables	3	54,132	55,533
Inventories	4	7,476	8,776
<b>Total Current Assets</b>		<u>577,835</u>	<u>408,744</u>
<b>Non-current Assets</b>			
Property, Plant & Equipment	5	16,861	12,591
<b>Total Non-current Assets</b>		<u>16,861</u>	<u>12,591</u>
<b>Total Assets</b>		<u>594,696</u>	<u>421,335</u>
<b>Current Liabilities</b>			
Trade and Other Payables	6	59,279	18,520
Provisions	7	13,854	11,764
<b>Total Current Liabilities</b>		<u>73,133</u>	<u>30,284</u>
<b>Non Current Liabilities</b>			
Provisions	8	286,794	208,054
<b>Total Non-current Liabilities</b>		<u>286,794</u>	<u>208,054</u>
<b>Total Liabilities</b>		<u>359,927</u>	<u>238,338</u>
<b>Net Assets</b>		<u>234,769</u>	<u>182,997</u>
<b>Members' Funds</b>			
Accumulated Surplus		234,769	182,997
<b>Total Members' Funds</b>		<u>234,769</u>	<u>182,997</u>

**Eastern Suburbs Football Association Inc.**  
**Statement of Cash Flows for the year ended 30 September 2015**

	Note	Sept 2015 \$	Sept 2014 \$
<b>Cash Flow from Operating Activities</b>			
Receipts from customers		1,316,064	1,190,716
Payments to suppliers and employees		(1,146,342)	(1,081,009)
Interest received		9,956	7,866
Interest Paid		-	-
<b>Net cash provided by operating activities</b>	9(b)	<u>179,678</u>	<u>117,573</u>
<b>Cash Flow from Investing Activities</b>			
Payments for property, plant & equipment		<u>(7,886)</u>	<u>(3,694)</u>
<b>Net cash provided by/(used in) investing activities</b>		<u>(7,886)</u>	<u>(3,694)</u>
<b>Cash Flows from Financing Activities</b>			
Club bonds received		-	-
<b>Net cash provided by/(used in) financing activities</b>		<u>-</u>	<u>-</u>
<b>Net Increase in cash held</b>		171,792	113,879
<b>Cash at beginning of year</b>		344,435	230,556
<b>Cash at end of year</b>	9(a)	<u>516,227</u>	<u>344,435</u>

**Eastern Suburbs Football Association Inc.**  
**Notes to the financial statements**  
**for the year ended 30 September 2015**

**Note 1: Statement of Accounting Policies**

This financial report is a special purpose financial report prepared in order to satisfy the financial reporting requirements of the Associations Incorporation Act New South Wales. The committee has determined that the association is not a reporting entity.

The financial report has been prepared on an accruals basis and is based on historic costs and does not take into account changing money values or, except where specifically stated, current valuations of non-current assets.

The following significant accounting policies, which are consistent with the previous period unless otherwise stated, have been adopted in the preparation of this financial report.

**a) Income Tax**

No provision for income tax has been raised as the entity is exempt from income tax under Section 50-45 of the Income Tax Assessment Act 1997.

**b) Inventories**

Inventories are measured at the lower of cost and net realisable value.

**c) Property, Plant and Equipment (PPE)**

Leasehold improvements and office equipment are carried at cost less, where applicable, any accumulated depreciation.

The depreciable amount of all PPE is depreciated over the useful lives of the assets to the association commencing from the time the asset is held ready for use.

Leasehold improvements are amortised over the shorter of either the unexpired period of the lease or the estimated useful lives of the improvements.

**d) Impairment of Assets**

At each reporting date, the entity reviews the carrying values of its tangible and intangible assets to determine whether there is any indication that those assets have been impaired. If such an indication exists, the recoverable amount of the asset, being the higher of the asset's fair value less costs to sell and value in use, is compared to the asset's carrying value. Any excess of the asset's carrying value over its recoverable amount is expensed to the income statement.

**e) Employee Benefits**

Provision is made for the association's liability for employee benefits arising from services rendered by employees to balance date. Employee benefits have been measured at the amounts expected to be paid when the liability is settled.

**f) Provisions**

Provisions are recognised when the association has a legal or constructive obligation, as a result of past events, for which it is probable that an outflow of economic benefits will result and that outflow can be reliably measured. Provisions are measured at the best estimate of the amounts required to settle the obligation at the end of the reporting period.

**Eastern Suburbs Football Association Inc.**  
**Notes to the financial statements**  
**for the year ended 30 September 2015**

**1 Statement of Accounting Policies (continued)**

**g) Cash and Cash Equivalents**

Cash and cash equivalents include cash on hand, deposits held at-call with banks, other short-term highly liquid investments with original maturities of three months or less.

**h) Revenue and Other Income**

Revenue is measured at the fair value of the consideration received or receivable after taking into account any trade discounts and volume rebates allowed. For this purpose, deferred consideration is not discounted to present values when recognising revenue.

Interest revenue is recognised using the effective interest rate method, which for floating rate financial assets is the rate inherent in the instrument. Dividend revenue is recognised when the right to receive a dividend has been established.

Grant and donation income is recognised when the entity obtains control over the funds, which is generally at the time of receipt.

All revenue is stated net of the amount of goods and services tax (GST).

**i) Goods and Services Tax**

Revenues, expenses and assets are recognised net of the amount of GST, except where the amount of GST incurred is not recoverable from the Australian Taxation Office (ATO). Receivables and payables are stated inclusive of the amount of GST receivable or payable. The net amount of GST recoverable from, or payable to, the ATO is included with other receivables or payables in the statement of financial position.

Cash flows are presented in the cash flow statement on a gross basis, except for the GST component of investing and financing activities, which are disclosed as operating cash flows.

**j) Comparative Figures**

When required by Accounting Standards, comparative figures have been adjusted to conform to changes in presentation for the current financial year.



**Eastern Suburbs Football Association Inc.**  
**Notes to the financial statements**  
**for the year ended 30 September 2015**

Note	Sept 2015 \$	Sept 2014 \$
<b>Note 2: Cash &amp; Cash Equivalents</b>		
<b>Current</b>		
Cash on Hand	186	130
Cash at Bank - Bond for Credit Card	2,046	2,046
Club Bonds Paid Account	16,897	16,575
Electronic Clearing Account	26	(1,343)
Cheque Account Botany	(695)	12,098
Business Online Saver	224,497	131,318
Cash at Bank - Debit Mastercard	4,064	-
Ground Development Fund	269,206	183,611
	<u>516,227</u>	<u>344,435</u>
<b>Note 3: Trade and Other Receivables</b>		
<b>Current</b>		
Trade Receivables	28,736	34,098
Sundry Debtors	-	4,931
GST Receivables	11,283	8,580
Provision for Doubtful Debts	-	-
Deposits Paid	14,113	7,924
	<u>54,132</u>	<u>55,533</u>
<b>Note 4: Inventories</b>		
<b>Current</b>		
Goods Held for Re-Sale	7,476	8,776
	<u>7,476</u>	<u>8,776</u>
<b>Note 5: Property, Plant and Equipment</b>		
<b>Non-current Assets</b>		
Office Equipment	68,022	68,022
Accumulated Depreciation	(64,231)	(62,305)
	<u>3,791</u>	<u>5,717</u>
Office Furniture	3,649	3,695
Accumulated Depreciation	(636)	(301)
	<u>3,013</u>	<u>3,394</u>
Memorabilia	5,604	5,604
Accumulated Depreciation	(2,298)	(2,124)
	<u>3,306</u>	<u>3,480</u>
Sporting Equipment	7,932	-
Accumulated Depreciation	(1,181)	-
	<u>6,751</u>	<u>-</u>
	<u>16,861</u>	<u>12,591</u>

**Eastern Suburbs Football Association Inc.**  
**Notes to the financial statements**  
**for the year ended 30 September 2015**

	Note	Sept 2015 \$	Sept 2014 \$
<b>Note 6: Trade and Other Payables</b>			
<b>Current</b>			
Trade Creditors		49,017	11,162
Sundry Creditors and Accrued Expenses		90	-
GST Payables		-	-
Employee Accruals		10,172	7,358
		<u>59,279</u>	<u>18,520</u>
<b>Note 7: Provisions</b>			
<b>Current</b>			
Employee Benefits (Provision for annual leave)		13,854	11,764
		<u>13,854</u>	<u>11,764</u>
<b>Note 8: Provisions &amp; Deferred Revenues</b>			
<b>Non Current</b>			
Provision for Member Bonds		16,000	16,000
Provision for Education Refs		6,760	7,150
Ground Development Fund		264,034	184,904
		<u>286,794</u>	<u>208,054</u>
<b>Note 9: Cash Flow Information</b>			
a) <b>Reconciliation of Cash</b>			
Cash at the end of the financial year as shown in the statements of cash flows is reconciled to the related items in the balance sheet as follows:			
Cash on Hand		186	130
Cash at Bank - Bond for Credit Card		2,046	2,046
Club Bonds Paid Account		16,897	16,575
Electronic Clearing Account		26	(1,343)
Cheque Account Botany		(695)	12,098
Business Online Saver		224,497	131,318
Cash at Bank - Debit Mastercard		4,064	-
Ground Development Fund		269,206	183,611
		<u>516,227</u>	<u>344,435</u>

**Eastern Suburbs Football Association Inc.**  
**Notes to the financial statements**  
**for the year ended 30 September 2015**

	Note	Sept 2015 \$	Sept 2014 \$
<b>Note 9: Cash Flow Information (continued)</b>			
<b>b) Reconciliation of Cash Flow from Operations with Operating Profit after Income Tax</b>			
Operating Surplus after Income Tax		51,772	36,229
Non-cash flows in operating profit			
Depreciation		3,616	3,612
Disposal of Assets		-	549
Provision for annual leave		2,090	(654)
Changes in assets & liabilities			
Decrease in receivables		1,401	15,803
(Increase)/Decrease in inventories		1,300	(3,264)
Increase in sundry creditors and accrued expenses		119,499	65,298
Cash Flow from Operating Activities		179,678	117,573
<b>Note 10: Capital &amp; Leasing Commitments</b>			
<b>Operating Lease Commitments</b>			
Non-cancellable operating leases contracted for			
Being rent of office			
Payable - minimum lease payments			
- payable within 12 months		34,456	9,309
- payable within 1 - 2 years		9,431	-
		43,887	9,309

The current property lease expires on 31 December 2016.

**Note 11: Deed of Trust**

A Deed of Trust was entered into on 21 March 2013 between Alan Chow (Settlor) and Eastern Suburbs Football Association Incorporated (Trustee). The Trust Fund shall be known as the Eastern Suburbs Football Association Ground Development Fund.

The Purpose of the Trust Fund is to increase the amount of, and improve the quality of, facilities available for the playing of Football in the Eastern Suburbs.

As of 1 October 2015, the Eastern Suburbs Football Association Ground Development Fund, has been accounted for separately with its own accounting records, and shall be audited annually, separately from these financials.

**Eastern Suburbs Football Association Inc.  
Statement by Members of the Committee**

The committee has determined that the association is not a reporting entity and that this special purpose financial report should be prepared in accordance with the accounting policies outlined in Note 1 to the financial statements.

In the opinion of the committee the financial report:-

1. Presents a true and fair view of the financial position of Eastern Suburbs Football Association Inc. as at 30 September 2015 and its performance for the year ended on that date.
2. At the date of this statement, there are reasonable grounds to believe that Eastern Suburbs Football Association Inc. will be able to pay its debts as and when they fall due.

This statement is made in accordance with a resolution of the Committee and is signed for and on behalf of the Executive Committee by;



Sean Fenton  
President

*per John Clayton Acting Chair*



Mark Puterflam  
Treasurer

Signed at Sydney this 27th day of November 2015





## INDEPENDENT AUDITOR'S REPORT TO THE MEMBERS OF EASTERN SUBURBS FOOTBALL ASSOCIATION INC

We have audited the accompanying financial report, being a special purpose financial report, of Eastern Suburbs Football Association Inc, which comprises the committee's report, the assets and liabilities statement as at 30 September 2015, the income and expenditure statement for the year then ended, notes comprising a summary of significant accounting policies and other explanatory information, and the statement by members of the committee.

### *Committee's Responsibility for the Financial Report*

The committee of Eastern Suburbs Football Association Inc is responsible for the financial report, and has determined that the basis of preparation described in Note 1 is appropriate to meet the requirements of the *Associations Incorporation Act 2009* (NSW) and the needs of the members. The committee's responsibility also includes such internal control as the committee determines is necessary to enable the preparation of a financial report that is free from material misstatement, whether due to fraud or error.

### *Auditor's Responsibility*

Our responsibility is to express an opinion on the financial report based on our audit. We have conducted our audit in accordance with Australian Auditing Standards. Those standards require that we comply with relevant ethical requirements relating to audit engagements and plan and perform the audit to obtain reasonable assurance whether the financial report is free from material misstatement.

An audit involves performing procedures to obtain the audit evidence about the amounts and disclosures in the financial report. The procedures selected depend on the auditor's judgment, including the assessment of the risks of material misstatement of the financial report, whether due to fraud or error. In making those risk assessments, the auditor considers internal control relevant to the association's preparation of the financial report that gives a true and fair view, in order to design audit procedures that are appropriate in the circumstances, but not for the purpose of expressing an opinion on the effectiveness of the association's internal control. An audit also includes evaluating the appropriateness of accounting policies used and the reasonableness of accounting estimates made by the committee, as well as evaluating the overall presentation of the financial report.

We believe the audit evidence we have obtained is sufficient and appropriate to provide a basis for our audit opinion.

*Opinion*

In our opinion, the financial report presents fairly, in all material respects, the financial position of Eastern Suburbs Football Association Inc as at 30 September 2015 and its financial performance for the year then ended in accordance with the accounting policies described in Note 1 to the financial statements, and the requirements of the *Associations Incorporation Act 2009* (NSW).

*Basis of Accounting and Restriction on Distribution*

Without modifying our opinion, we draw attention to note 1 to the financial statements, which describe the basis of accounting. The financial report has been prepared to assist Eastern Suburbs Football Association Inc to meet the requirements of the *Associations Incorporation Act 2009* (NSW). As a result, the financial report may not be suitable for another purpose.

MNSA Pty Ltd

---

MNSA Pty Ltd

---



Mark Schiliro  
Director

Sydney, dated this 27<sup>th</sup> day of November 2015.

## Eastern Suburbs Football Association Inc.

## CERTIFICATE BY MEMBERS OF THE COMMITTEE

I, Sean Fenton and I, Mark Puterflam, certify that:

- a. We are members of the committee of Eastern Suburbs Football Association Inc.
- b. We attended the Annual General Meeting (AGM) of the association held on 24 November 2014, and intend to attend the AGM scheduled for 30 November 2015.
- c. We are authorised by the attached resolution of the committee to sign this certificate.
- d. This annual statement shall be submitted to the members of the association at its AGM scheduled for 30 November 2015.

Signed at Sydney this ...27th... day of November 2015



Sean Fenton *per John Clayton Acting Chair*  
President



Mark Puterflam  
Treasurer

## TECHNICAL DEVELOPMENT AND COACHING DIRECTOR'S REPORT

In 2015 ESFA was accredited by FNSW to run a Skills Acquisition Program for the second time, again under the Technical Direction of Greg Kokoviadis, with four coaches each with their C Licenses.

Trials were expertly run by Greg and his coaches in November 2014. There were almost 60 boys and girls aged 9, 10 or 11 in 2015 involved in the program, which involved two weeknight sessions in the pre-Christmas season and three weeknight sessions and Sunday morning games organized by FNSW in the main season from early February to late August, a total of some 40 weeks. Gala days were organized by FNSW during the season as well as the organized games of 7 a side and 9 a side on Sunday mornings.

As well, for the second time, ESFA was accredited by FNSW to run U12, U13, U14 and U15 boys teams in the Regional Youth League Conference, which was expanded to 14 Sundays games. The entire coaching group and technical director from 2014 had moved on to other positions. ESFA was given late notice along with the other associations and one club based at Griffith. As Technical Director I organized and ran selection trials in late November and early December and because the program was better known among local clubs and parents, the quality of the players selected was slightly better than those seen in 2013. Four very good coaches were appointed in late January and February: Michal Andruch with a UEFA B License to the Under 15s, Michal Lalick with a SA accreditation to the U14s, Tom Inglis an international exchange UNSW student with a SA accreditation to the U13s and Brian Jamba, an U20 Central Coast Mariners player with his C License to the U12s. Most of the U12 players had come from the U11 ESFA SAP of 2014.

The Regional Youth League Conference was newly positioned by FNSW in the youth league set up below Premier Youth League 1 and 2, and Regional Youth League. The competition level was relatively high, and all players had to be registered with their local Association clubs to participate in the program with Sunday games, except for the new club, Griffith. It was a challenging year in terms of the high standard of opposition, but a very successful year in terms of the individual development of the players. ESFA followed FNSW's initial guidelines of having only one session per week in addition to trial and then competition games, but found most other opposition associations' teams had established programs of two training sessions and one match per week, putting the ESFA players whose clubs did not start their training programs till late March,



at a disadvantage. This will be corrected in the 2015-16 season, with the ESFA RYL holding two training sessions and Sunday trial games from the beginning of February, and reassessing player workloads once the clubs start their one or preferably two training sessions in April. A further challenge was FNSW's decision that ESFA had to play two sets of matches away to Griffith. One trip to Griffith was a great success in terms of the camaraderie and enjoyment that the boys had in their bus trip as team members of ESFA. But a second game during the mid season was not possible due to the long travel times and significant cost. Negotiations with FNSW led to the second 'away' games against Griffith being played in Canberra, a reasonably sensible day trip.

During the 2015 season, especially at the semi final and grand finals, the RYL program and SAP have been advertised, and this has continued with trial games provided to ESFA Champion of Champion teams. It is expected that with the more complete involvement of



Queens Park and Pagewood clubs in the ESFA program, that more players will take the opportunity to trial and take part in these programs which provide great value for club players to develop their football skills in these critical age groups.

In terms of community coaching four sessions were held with all ESFA coaches invited with long lead times of advertising through the clubs and the ESFA internet site. There were disappointingly few ESFA coaches at these demonstration updates run by Greg covering SAP age groups, and Kelly Cross, previously of the FNSW Institute and AIS in Canberra and currently Technical Director of the Sydney FC new youth program. Those who did attend enjoyed these excellent presentations, despite the often cold conditions, which utilized the SAP and RYL age groups in the demonstrations. In 2016, these coach updates will be promoted again.

In terms of FNSW accredited community coaching programs, ESFA hosted Grass Roots and Skills Acquisition coaching courses. Again, in 2016, these programs will be organized to assist ESFA coaches attend and gain the necessary coaching knowledge to take back to their clubs. Currently we are trying to organize a C License for Seniors coaching to be held in the ESFA region.

The most important development in coaching in ESFA in 2015 has been the re-defining of the role of ESFA 'Technical Director' to have oversight and management of the SAP and RYL programs and their technical directors and individual team coaches, as well as, oversee the organization and timing of FNSW community coaching courses in ESFA, organize and run the ESFA coaching updates, and in a new development, directly coach club coaches using their teams at their own grounds at times that are arranged between the ESFA Technical Director

and individual coaches. So for instance, the Technical Director will arrange with Maroubra to do a coaching session with SAP age group coaches in the U8s and U9s, on a particular evening when these groups are having their weekly training sessions. Further the Technical Director will oversee the Hub coaching staff. This position has been advertised and applicants interviewed to have the position filled and functioning by the end of 2015.

The new expanded concept of the role of the ESFA Technical Director has been presented by the President Sean Fenton, in two meetings with Club Presidents, who unanimously supported the concept for this position which will be funded as a full time position by ESFA.

It has been a busy and at times difficult year. I would particularly like to thank Greg Kokoviatis for his excellent running of the SAP program, and his four coaches. Most importantly I would like to thank Caroline and Aaron in the ESFA office for their hard work, finding grounds and organizing coaching functions at my request. The availability of grounds is the greatest challenge faced by ESFA at present in providing the various coaching programs that greatly 'value add' to the football experience for ESFA players.

#### **Dr Andrew Field**

Technical and Coaching Director



## MINIROOS FOOTBALL DIRECTOR'S REPORT

2015 was a very important year for MiniRoos, or Small Sided Football as it was previously called. The re-engagement with Queens Park Football Club and Pagewood Botany Football Club brought back into the ESFA system a significant number of players and brought a huge boost to the depth and complexity of our U8 - U11 leagues.

I would like to acknowledge and thank Sean Fenton (2014 Director for Small Sided Football), Craig Blesson (Vice President, Queens Park FC) and Marko Kraljevic (Pagewood Botany FC) for their work in 2014 and 2015 to make re-engagement with these two important clubs a reality. While these three people have been at the forefront of this endeavour, there are many others that have put much energy into achieving this significant outcome.

To facilitate the leagues with a much larger number of teams and players, and also to deliver improvements in the operation of our MiniRoos programmes, particularly in the U8 & U9 age groups, ESFA adopted a "hub" style operation and moved away from the traditional home & away draw. This concentrated the games at fewer locations and therefore allowed ESFA to provide hub oversight and management. We were pleased with the first year of operating hubs and expect to continue to improve the operations into 2016.

The season saw a strong set of results by way of good ability matching of teams, indicated by closeness of results and little need of impromptu re-grading of teams. This was achieved through good initial grading and scheduled periodic re-grading of teams throughout the season. The management of the draw and grading process by Moray Vincent (MiniRoos Council Chair) and Adrian Larson (Competition Manager) with the assistance of Aaron Dibdin (General Manager) is to be commended and we thank this committed group for their devotion and hard work. We also thank the many club volunteers that give enormously of



their time. Without these many volunteers, our sport would certainly not function.

We look forward to an even better season in 2016 as we further develop the hub model and implement minor changes to our operations based on lessons learned this season.

**David Owens**  
MiniRoos Football Director

## JUNIOR FOOTBALL DIRECTOR'S REPORT

### Finals series "our greatest ever" - Players numbers "significantly higher"

Our season certainly finished on a high with the finals series providing not only exciting football but much enjoyment to boys and girls, their parents and grandparents. Personally I am pleased to see the growing interest and excitement during the Pennant Series finals. ESFA's investment to allow all grand finals were played on synthetic fields appears to have significantly have added to the whole experience. The fact we were in a position to do this really reflects 4-5 years of great work by the whole ESFA community.

2015 was a very positive year especially in terms of a significant growth in players, teams and as a consequence games played.

	2014	2015	Increase
<b>Players</b>	1431	1765	23%
Boys	888	1144	29%
Girls	543	621	14%
<b>Teams</b>	94	119	27%
Boys	58	78	25%
Girls	36	41	14%
<b>Games Played</b>	1255	1632	30%

A key to this growth was the continued welcome return of Pagewood Botany FC and Queens Park FC teams to competitive age groups. It was also great to have Dunbar Rovers FC first Competitive Junior teams which is further evidence of their ongoing growth and success.

Our end of season Council meetings were strongly attended and reflected these outcomes with a relatively positive vibe being expressed by the clubs.

Rain again played its part, mainly earlier in the season. The decision to hire Hensley Athletic Field on Wednesday evenings throughout the season, proved very successful in helping to get a number of washed out games rescheduled to avoid "double headers".

Our teams did themselves proud in higher level competitions with strong showings at the Kanga Cup and State Cup, however the best efforts was saved for Champion of Champions where Heffron Hawks 18's and Redfern 15's were brilliant in reaching the Semi Finals of this most prestigious tournament.

Regional League, whereby players participate in representative football while still representing their local club, continued to prove popular. We are aware of a number of areas which need improving and we are

seeking to strengthen ESFA's participation in 2016.

Going forward ideas being explored include:

- Potential of night games to assist with conflicting interests including school sports.
- Introduction of Boys & Girls 21's comps to assist the transition to AA football.
- Discouraging teams forfeiting by increasing penalties
- Improving communications to ensure individual team management is informed of key information in a timely manner.
- Continued tightening of adherence to Competition Rules
- Registration deadlines will be later in 2016 to help clubs organise team gradings.



Referees traditionally generate 2 big complaints - lack of Refs at games and "controversial" decisions. Well I am pleased to report in 2015 both of these issues hardly rated a mention! In particular the standard of officiating during the finals series was excellent - well done to all involved!

1632 games including a great Finals series doesn't happen without a great team to organise it all.

Special thanks are in order for Alan Charak and Marc Florio who were critical to the seasons success in their roles as Council Chairs. Their wise council and experience were critical in quickly resolving an number of potentially tricky issues.

Our ESFA crew of Adrian, Aaron and Caroline again did an outstanding job throughout the season. I wonder how many of us realise just how hard these people work, often 7 days and many nights per week!

Above all the key to any successful season is the great efforts of all those "unsung" club heroes including coaches, managers, registrars, secretaries, parents and "anonymous helpers" - thank you all!

**Ron Ogilvie**  
Junior Football Board Director



## SENIOR FOOTBALL MANAGEMENT COMMITTEE REPORT

The ESFA senior season was a hugely successful year though there are a number of areas for improvement which we will continue to discuss with clubs on an ongoing basis.

In each of the previous 4 years Jaleh and I have been in this role, wet weather has played a massive part in making life hell for administrators and players alike. This season we determined that allowing for consecutive wet weather weekends at the end of the season discouraged a large number of teams and clubs from proactively organising replacement fixtures. With the return of grand finals to Hensley we now have 23 and 24 week seasons available to us and as a result we allowed one week wet weather for finals but then moved remaining wet weather weekends forward to the period from the last week in June to the first week in August. We also staggered these weekends by division to reduce the strain on referees and grounds at that time of year. Further it allowed us to use the Anzac Day and June long weekends to clear other fixtures earlier in the season.

This year the weather continued to play its part and at one point in mid-July 25% of the season's fixtures to

date had been postponed due to weather. The wet weather rounds were a massive success as all leagues not only finished on time but had a spare wet weather weekend thanks to the beautiful weather from mid-July onwards.

From a sporting perspective, we are having significant difficulty encouraging teams into our top divisions. This is evident across all of our men's, women's and veterans competitions. Each competition is unique and there is no one size fits all solution.

The Men's Championship competition is struggling at 9 teams. We have proposed a course of action to the Board for remedying this situation. Similarly our nominations for All Age 1 and All Age 2 football resulted in those competitions reducing from 10 teams this year. At some point the men's all age grading will be required to compress and teams will be moved up to fill the gaps that we left by having 8-team competitions this year. Clubs need to prepare players for this eventuality early to reduce the resistance.





All Age Saturday football has been a tremendous success in the last 3 years increasing from 8 teams in Year 1 to now having 23 teams. The Sunday competition has reduced by approximately 10 teams and therefore we have achieved the growth desired given the constraints we were seeing on grounds on Sunday's. Clubs such as Redfern have been able to double their size and fully utilise Turruwul Reserve. This will hopefully provide for further investment from Local Councils as they see us over using their grounds and perhaps revert to all-weather pitches in the near term. In 2016 we plan to focus on encouraging younger (18-21) players to remain in ESFA (or return to ESFA for private school players) after finishing high school. We will be launching an Under 21 competition under the auspices of the Junior Council.

The Women's All Age competitions will also likely require a review coming into 2016. We encountered difficulty this season with only 5 nominations for Women's Championship, and some disparity in the Women's AAW4 competition that required a mid-season restructure. The women's Championship has remained at 6 teams for our full term in office. In an ideal world we would move more than 1 team up from AAW2 to provide more competitive balance whilst improving the depth of the competition however we don't wish to return to the fully combined 12-team competition of 3 years ago.

We would like to see the return of clubs such as Queens Park, Sydney University and Maccabi to the Women's Championship as well as encouraging new clubs like Lokomotiv Cove (3rd AAW2) and strong Junior clubs like Easts (1st AAW3) to take a leap of faith as happens in other associations, where teams can find their feet quickly and become a force inside 2 or 3 years.

We would encourage women's clubs to look at how they wish to promote women's football to older players, particularly mothers of junior players who may wish to start playing from a social perspective. We have 3 Over 30 teams in the Association who would deeply appreciate having their own competition if other clubs could come to the party. We will be looking to run a gala day in early February to promote this competition to prospective new registrants.

For men's Over 35 players, we were forced by lack of nominations to play a single division competition this year. This is the 2nd time we have had to do this in 5 years and in an ideal world hopefully the last. We encourage as many all age players as possible to help us by forming new teams and dropping down to the Over 35's Championship and Division 2 competition in 2016.

Our Association has continued to succeed at the State Level demonstrating the quality of football on offer to our members locally if they choose to step up. We congratulate Coogee on Winning the Men's Champion of Champions and Dunbar on winning the Women's State Cup.

We thank all clubs for their co-operation during the season, Adrian who took a far more proactive role in dishing out the bad news to clubs this year (and the good!) and Aaron and Caroline for their ongoing support.

**Adam Gwynne and Jaleh Shalfie**  
Senior Football Management Committee



## COMPETITIONS COORDINATOR'S REPORT

What a year for football in the Eastern Suburbs. We had a record high participation of 7993 players, and a total of 3669 games played this season.

The world game has had a big year, with the Socceroos taking out the 2015 Asian Cup, Dunbar Rover Women Championship Squad conquered the State Cup, and Coogee United Men's Championship recently adding to their list of this year's titles- the FNSW Men's Champion

of Champions. Accolades and number aside, my second year with ESFA saw the enjoyment of football in the Eastern Suburbs at a record high.

Starting with the formerly known Small Sided Football (ages 8-11 years old), which undertook a

### Total Players Comparison 2014/2015

Competition	2014 Female	2014 Male	2014 Total	2015 Female	2015 Male	2015 Total
U6	47	254	301	51	349	400
U7	44	210	254	79	341	420
G8	43		43	169		169
U8		203	203		326	326
G9	59		59	149		149
U9		184	184		307	307
G10	64		64	131		131
U10		180	180		433	433
G11	67		67	143		143
U11		118	118		381	381
G12	99		99	173		173
U12		139	139		326	326
U13		175	175		197	197
G14	175		175	189		189
U14		175	175		191	191
U15		111	111		169	169
G16	176		176	171		171
U16		102	102		99	99
G18	93		93	91		91
U18		186	186		162	162
W21	76		76	72		72
M21		188	188		248	248
AAW	222		222	252		252
AAM		1768	1768		1815	1815
O30W	207		207	228		228
O35M		487	487		454	454
O45M		197	197		217	217
<b>Grand Total</b>	<b>1372</b>	<b>4677</b>	<b>6049</b>	<b>1898</b>	<b>6015</b>	<b>7913</b>

**Total Players Comparison 2014/2015**

Competition	2014 Female	2014 Male	2014 Total	2015 Female	2015 Male	2015 Total
MiniRoos	324	1149	1473	722	2137	2859
Youth	543	888	1431	624	1144	1768
Senior	505	2640	3145	552	2734	3286
<b>Grand Total</b>	<b>1372</b>	<b>4677</b>	<b>6049</b>	<b>1898</b>	<b>6015</b>	<b>7913</b>

cosmetic name change and is now known as MiniRoos Football. We welcomed Queens Park and Pagewood Botany back with open arms, after they both shared a short break from ESFA in the small sided format. With the introduction of new clubs, saw us record a huge increase of player numbers of 2859 players, compared to 1149 in 2014. Therefore, a new Hubs model was introduced - where games were kept in a central park for home fixtures, relative to the capacity of teams a park could accommodate in a day. Queens Park Hub (Queens park FC, Easts FC, Dunbar Rovers), Coral Sea Hub (Maroubra United), Jellicoe Park Hub (Pagewood Botany), and the Roving Hub - Heffron Park and LÉstrange Park (Olympic Eagles, Mascot Kings, Heffron Hawks) served as a great central location for all kids involved to experience a gala day style atmosphere each week. The Hubs model saw the need for Hubs Coordinators to be stationed at each venue,

to help support the club volunteers, inform parents and to ensure the smooth operation of all games in a consistent manner from hub to hub, by having an ESFA representative present on the day.

Hensley Football Field was made available every Wednesday night throughout the regular season, which was an immense help with execution of both Junior and Senior catch up games. With the eased management of the multitude of washed out games that Hensley brought, also came a great setting for the last game of the year for our most successful teams of their divisions. For the first time, all Grand Finals were played on all weather pitches (David Phillips - lower divisions and Hensley - middle to higher divisions), which ensured a safe end to the season. The Grand Finals, along with improved wet weather weekend placement, Wednesday nights at Hensley, well executed catch up game protocol throughout the season, and the great run of weather in August saw us complete the season with unruffled success.

Hensley also hosted the annual knock-out competition finals, for the ESFA Men's Cup and the ESFA Men's Trophy. The ESFA Trophy Final was an all Dunbar Rovers affair between the Rovers Men's Division 7 and Division 6 sides, with the Division 6 side taking it out in a nail biting penalty shoot-out. The ESFA Men's Final saw the much improved Maroubra United took on the reigning Premiers Coogee United Men's Championship squad. The tight affair went to a penalty shoot-out to decide a winner, with Maroubra United triumphant.

Dunbar Women created history by becoming the first team from the Eastern Suburbs to win the State Cup. Dunbar Rovers FC defeated Wakehurst FC from the Manly Warringah Association in convincing fashion, 4-1. The State Cup title added to Coach David Buck's list of honours - Women's Championship League Premiers for the 5th straight year, and Grand Final Champions.

Coogee United Men's Championship squad had an outstanding year as League Premiers, Grand Final Champions and were able to make it two years in a row for ESFA Men, continuing Dunbar Rovers success in 2014, taking out the FNSW Champion of Champions title - defeating Lilli Pilli 2-1 in a come from behind victory. Pagewood Botany Over 45 Men will play in the Champion of Champions Final, in a date to be decided - we wish them all the best, in what is already a great





achievement. Several ESFA teams narrowly missed the Champion of Champions final, with Redfern Raiders U15 Boys, Heffron Hawks U18, Dunbar Rovers Women Championship, and Dunbar Rovers over 35 Men, all bowing out in the Semi-Finals - which proves a high standard of football is well distributed throughout the association.

The inordinate amount of success by teams in the Kanga Cup, State Cup, and FNSW Champion of Champions showed that not only have our numbers grown, but the standard of teams within ESFA has not been marred. Within the 75 divisions, we have been able to cater for all age groups, not only maintaining a competitive level but ensuring the enjoyment of football is the optimal outcome.

A huge thank you to all club volunteers and staff, without your continued support this successful year would not be possible. I'd also like to thank both the Senior and Junior Football Committees for their comprehensive insight throughout the year. Lastly, my office co-workers Caroline, Aaron and Jack - your hard work and long hours put in throughout the season is something that does not have a monetary value, it is great working with such a passionate team in the name of the great game.

Overall, a successful year to remember, this was by no mistake, with all of the above people working together as a community, we improve with each day. ESFA is growing at a rapid rate, the key now is sustain momentum with all the positive attributes of football intact and move onwards and upwards to 2016.

**Adrian Larson**  
Competitions Coordinator



## JUDICIARY DIRECTOR'S REPORT

The Judiciary Committee reviews all referee and other reports during the season.

In 2015 the Committee issued 230 suspension notices arising from a review of reports. These notices advise of a period of suspension and if the suspended party is not satisfied they may, on payment of a small fee, appear before the Committee. In 2015, 15 suspended parties chose to have such a hearing.

In more serious or complicated cases, the Committee will cite a party to appear before it rather than issue a suspension notice. In 2015, 20 citings were issued.

If a party is dissatisfied with the outcome of a Committee hearing they have a right of appeal to an Appeals Committee. In 2015 there were 2 appeals.

Sometimes a club is cited for the behaviour of its members or spectators, or for failure in its obligations under the Competition Rules. In 2015, 10 findings were made against clubs, 5 of which involved the imposition of suspended fines.



The Judiciary Committee comprises volunteers appointed by ESFA on the advice of the Board. Persons interested in assisting ESFA on the Committee should ask their Club to submit their credentials. The main prerequisites are an ability to assess evidence, to apply it to the rules of the game and the competition and to deliver a fair and balanced outcome.

We thank all the volunteers from the football community who have sat on the Judiciary Panel in season 2015.

**John Clayton**  
Director

## REFEREES DIRECTOR'S REPORT

This was the year of recruitment and technical development for our referee's branch. Pre-season planning was rewarded with a large turnout for our first gathering at Little Bay and a record number of referee courses being run.

The season saw ESFA referees endeavouring to be fully informed and consistent in the understanding, interpretation and application of the laws of the game. Feedback from club representatives appears to suggest our efforts were well received. Our coverage was up and our standards high throughout the entire season. Finals saw the branch recognise our emerging as well as our experienced referees.

It was a pleasure to see our ESFA referees perform so well at all parks across the association. The football and the refereeing were a pleasure to observe. It's clear that the education and development approach of the current committee would pay a large dividend at seasons end. My thanks must go to committee members Jack Bell and John Garcia for driving the refereeing technical sessions throughout the season. I must also thank ex-referee now fitness trainer Julian Garcia for delivering an excellent series of pre-season fitness sessions across all ages and grades of referees.

To have a consistently high performing referee's branch, you need a blend of youth and experience. I'm pleased to say that this year the balance was right. My thanks to John Galouzis and Wayne Hillier for keeping the committee grounded and steadying the ship when venturing into new territory. I must also recognise the talents of Oliver Newling as the committee member who undertook the role of bridge builder between age groups. Oliver was able to successfully motivate our committee membership into becoming agile and progressive. We all appreciated his team building exercise at the commencement of our season.

We are a large group of referees made up of a range of different life experiences and not all are ex-players. What I find most appealing about our branch is the diversity of cultures and backgrounds, yet we all share a passion for football and seek to ensure that participants can enjoy the beautiful game in a organised and safe manner.

This season saw some records created: a record number of match officials for night games as well as a record number of formal referee assessments. It takes drive and dedication to maintain our standards for a full season across a range of competitions. Throughout it all, our referees and assessor referees delivered on all counts. It was a pleasure to be a part of such progress and professionalism.



Finals time saw a core of senior referees step up and act as mentors to our newer first-time finals referees and assistant referees. My thanks go to Arthur Kringas, Franco Soloman and Kirsty McClee for making themselves available across three weekends of finals - encouraging, supporting and keeping the referee squads enthused and focussed on being the best they could be. We also had a number of referees drop in just to be part of the team and show their support.

You can't have good referees without support from the ESFA Referee Coordinator who goes well past what is required to ensure coverage is maintained and all the issues of the week are resolved. My thanks to Caroline Oakes-Ash for once again ensuring that all things refereeing are given priority at ESFA and our newer referees are set straight throughout the season.

Some competitions may have noticed a change in the makeup of their appointed match officials. This season saw emerging referees given opportunities at the highest level. With a branch committee keen to assess, evaluate and promote, a new enthusiasm was apparent in several grades. It is hoped that potential referees see that opportunities are available to progress to higher levels within ESFA and State League.





With some changes to the judiciary process for season 2015, we saw fewer cases this season than the past although some of the matters dealt with were of a serious nature. My colleague and fellow Board member John Clayton together with Caroline Oakes-Ash have almost completed a review of our judiciary documentation that will deliver a number of benefits in both judiciary administration and outcomes. This has been a considerable undertaking that has consumed many hours of review, streamlining and re-writing. We expect to introduce the revised documentation in time for season 2016.

Sadly, several matters relating to referee abuse were the subject of judicial proceedings and disappointingly some of the appearances were from players who also held senior positions within their club. However, this season also saw some commendable efforts from clubs to action and enforce their own code of conduct with their players and officials. They should be commended for the initiative and courage in tackling an aspect of football that has no place in our game.

Much is often said about referee coverage and recruitment and how best to secure enough officials for both junior and senior games throughout the season. The current committee endeavoured to ensure that all aspects of refereeing were addressed; fitness, knowledge, commitment and support through a comprehensive range of well-designed and executed activities. We must now consider what other initiatives should be considered to further ensure that our refereeing numbers are healthy and adequate to sport a growing and vibrant competition.

My season highlight of course was the Grand Finals. The consistently high standard of refereeing was impressive. Our most talented junior referees together with our most experienced and capable senior referees displayed a level of professionalism and dedication left no doubt we are doing many things right.

I would like to thank the membership of the ESFARB committee and the Board of ESFA for showing significant support for the refereeing community this season - but perhaps more importantly I'd like to thank all the junior and senior referees who week after week ensure that we have competent and capable game management at every level in our association. It's been a privilege to have been a part of this outstanding group of people.

I look forward to season 2016 being another milestone in taking local refereeing to a new level in the Eastern Suburbs

**Paul Kelly**

Director and ESFARB Referee

## REFEREES COORDINATOR'S REPORT

We began season 2015 through hard work during the off season, as if it was the commencement of the Referees Branch. A rebirth of sorts. A change of committee members, a change of referees and a change of direction.

Our purpose was to supply the ESFA Competition with referees. Our goal was to encourage those participating in refereeing to enjoy the team environment and all that it offers. Whether as to a hobby, pocket money or a means to move further up the ladder of refereeing as far as their skill would allow. Our greatest goal was to educate our referees continually through the season with technical and fitness sessions.

To begin the process we had five of our referees become assessors which would enable more referees to be assessed and suitably mentored and guided throughout the season. This five later became six when one referee decided to partake in a course to assist the Branch further. We therefore managed to have more referees assessed this season than since the inception of ESFARB. A major feat given that the Assessors were also referees on the parks. A commitment of faith and determination.

We appointed a new Branch Coach, John Garcia. An EFARB referee for many seasons. A FNSW State League referee and a referee that the ESFARB membership

respected. John, along with Jack Bell another of our up and coming referees whose youth actually defies his wisdom, dealt with the technical side of all things refereeing. We held monthly Branch meetings with Technical education. In the warmer months and especially preseason, we held fitness training sessions and implemented a fitness test at ES Marks which certainly assisted referees. As the season went on and the fitness became the weekend matches, we replaced the fitness sessions with technical sessions.

There was plenty of education for referees to make use of from preseason to end.

Of course our second step after qualified assessors was to recruit new referees. We held three preseason Level 4 courses with a total of 78 new referees completing prior to season start. This unfortunately did not translate to all participants registering to become referees with ESFARB however 62 new referees were ready to go within the first few rounds of competition. Of course this influx allowed us in most occasions to ease our referees into the glare of the centre by





originally being appointed as ARs. This proved incredibly beneficial for both juniors and seniors referees.

We held a preseason seminar to enable the referees in attendance to be educated on all things competition within ESFA, all LOTG changes or enhancements and any refereeing matter. We had Stephen Lucas, A League referee attend as a guest speaker, who inspired all in attendance with his stories, good wit and friendly demeanour.

Of course expecting referees to be available 24/7 on any given weekend, could not be achieved week in week out and we heard the cry of "where are the ARs?", "we pay for referees". Like all scenarios deemed to be negative, we ask that clubs and players become part of the solution. We had 155 referees registered this season. Of these 155, 65 were seniors and 90 were juniors.

The majority of juniors were new referees and the majority were 14 years old. This limited the games they were able to referee. No referee is able to referee above their age group without prior and express permission of the Referees Management Committee and consideration has to be given to their experience, knowledge, maturity and skill level. This often fell on deaf ears around the parks with parents, coaches and managers convincing our youngsters to take on matches that had no appointed referee (against all rules of the Branch), so that a game would have a match official.

We implore our Clubs to not allow this. The biggest reason for the inability to retain referees, is referee abuse. Sure, it's all lovely and sweet when promises are made at the beginning of a game that "we won't let anything happen to you", "we will behave", "we won't argue". It inevitably ends in tears. Not the parents, coaches, managers or players but the referee. Would these same parents, coaches and managers be willing to have their child yelled at? Questioned at every decision? We think not. Respect and understand, like players, referees are learning and the way they are treated is

paramount in their care. We have a duty of care to our junior referees in particular. Respect.

We are proud of every junior referee who went out on the parks week in and week out. We know sometimes changes to games, late forfeits, weather and all other unforeseen circumstances often played havoc with appointments, but the one consistency was the cooperation and understanding of the referees. If we could move a referee to an uncovered game last minute due to time changes, we would. Night games were also covered well given that our junior referees were also players within competitions, or studying their HSC or training. Many variables to consider when asking "where's the ref?"

With the influx of more Mini Roos than ever before our referee numbers were stretched to the limit. We are proud of what was achieved. Though there is more work to be done to allow our referees to transcend into higher level competition. We offer every educational availability for the referees to attend and absorb.

Our senior referees have done the hard yards this season. We were stretched on every weekend and we would like to thank the Clubs for the continual cooperation in the understanding of our variable and situations in moving games to allow for ease of referee appointments, in ensuring they found Club referees should their games be uncovered and in providing us with referee evaluations on weekly basis. We are proud to say that most were extremely positive. A reason to continue what we do.

June and July saw weeks of games on every weeknight due to wet weather interfering once again with our weekend competition. We are proud they were covered with the undying cooperation and respect of the game by our occasionally worn out senior referees. A testament to the Branch as a whole. Our referees are aging however (apologies for any offence caused!) and an influx of new senior referees is continually needed with the constant expansion of competitions. We once again look to the clubs to promote any of our referee courses and to assist those players willing to do a course. Consideration may need to be made to have all Clubs provide a specific number players/managers/coaches to referee courses to enable the coverage yearned to be given. You never know, some may take to refereeing like ducks to water! Something we have seen in our new influx of senior referees this season and the prime reason would likely be their understanding of the game given they have played or continue to play prior to their joining the best team on the park!

Referee abuse as a whole was down. Whether this be our referees were spot on in their skills or whether this be the constant reminder of expectations to Clubs in our ESFA Weekend Updates sent every Friday, we are

pleased that the cases have seemingly reduced. Though we are aware that some referees are reluctant to report it. Our Judiciary system has seen some harsh penalties given for particularly unpleasant abuse this season and we trust that Clubs are continually monitoring their teams for erratic behaviour. This may be one way for the ESFA community to assist in the retainment of referees from season to season.

Statistically, our coverage is shown below along. With the increased amount of games within the competition as a whole, the steadiness of the coverage is a testament to the commitment of the referees.

and general support team. I would specifically wish to thank Arthur Kringas and John Galouzis who were there all the way on every day of the Grand Finals series. The referee team acknowledges their dedication.

Even after 3 solid weekends of Grand Finals, we still were requested by FNSW to supply referees to Champion of Champion games at Jellicoe Park. The referees once again came into their own. Rest from duties would come later.

The ESFARB Referees Management Committee deserve acknowledgement and thanks from the entire ESFA competition for their commitment to task this

Coverage stats	Games	Ref Appt	Ref Cov	AR1 Appt	AR1 Cov	AR2 Appt	AR2 Cov	No show rate
<b>SSF</b>								
2014	244	84%	61%					28%
2015	573	96%	73%					24%
<b>Junior</b>								
2014	676	92%	82%	51%	39%	31%	22%	11%
2015	876	95%	85%	62%	48%	46%	32%	11%
<b>Senior</b>								
2014	1553	93%	88%	37%	30%	26%	20%	6%
2015	1582	93%	88%	37%	31%	25%	21%	6%
<b>Total</b>								
2014	2473	92%	83%	37%	30%	24%	19%	9%
2015	3031	94%	84%	37%	30%	27%	20%	11%

We are looking toward 2016 with a flurry. We will be holding Level 4 referee courses as soon as practicable. We have heard the request for all female courses. We had an extremely high success rate by splitting the junior and the senior courses and will be looking to do the same.

I personally would like to express my gratitude to the Clubs during 2015 for their continual cooperation and understanding of variables that constantly occur, especially on weekends!

The ESFA Grand Finals series held over three weekends at Hensley Athletic Field and David Phillips Synthetic were the most successful series held yet. Our referees were on proud display with four match officials appointed to every game based on merit and reward system. The Grand Finals series is the time the referees use the experience to support each other with many referees always in attendance as spectators, assessors

season. Every single member has tirelessly campaigned for the better good of refereeing and competition. Many meetings. Many courses. Many frustrations. Many laughs. It's their solid belief in what they are doing that leads to great things.

With an increase in Competition numbers and Mini Roos, this season has proved the most hectic in my time at ESFA. Long hours, long weekends (and not of an R & R kind!), meetings and missed lunches can often guide this Referees Coordinator to despair, so without the support and camaraderie of our fulltime ESFA crew, Aaron and Adrian and our part timers Jack and Dennis, the challenge of the season would not have been met with resilience, success and a sense of humour.

An immense gratitude to the ESFA Board on matters relating to refereeing, judiciary, coaching and communications for their support and encouragement. The Board continually keep the faith in football and



continually stride for strategic improvement and innovation. Personal thank you to both John Clayton and Paul Kelly on all things judiciary. Looking forward to 2016, Judiciary Rules changes will be implemented, Communications will be expanded and Referees will continue their rebirth and Coaching will be given priority with a new staff member to be appointed as Technical Director. An exciting time to be part of the ESFA Community.

With every report I have written over the past 4 years, I have always expressed my recognition of the hard work and dedication of ESFA Board member Paul Kelly to the ESFA Referees Branch. This report is no different. His continual guidance of both referees and myself has assisted the Branch in its forward motion and the competition should as I am, be eternally grateful to his leadership and knowledge.

Of course without referees there would be no Referees Coordinator! The greatest thank you of all to our team of referees for their undying dedication and loyalty to the Branch. Their willingness to go the extra mile when last minute changes occur has allowed us to provide services that in a normal environment may not take place. The constant reminder of greeting every challenge with humour (albeit referee humour) has always been appreciated. Respect!!

## MAJOR GRAND FINAL REFEREE APPOINTMENTS

### ESFA AAM CHAMPIONSHIP LEAGUE FIRST GRADE: Coogee United FC v Maroubra United FC

Referee: Robert Sypher  
Assistant Referee: Oliver Newling  
Assistant Referee: Paul Kelly  
4th Official: Conrad Burrows

### ESFA AAM CHAMPIONSHIP LEAGUE RESERVE GRADE: Coogee United FC v Dunbar Rovers FC

Referee: Felix Tan  
Assistant Referee: Syafiq Johari  
Assistant Referee: Dylan Memmolo  
4th Official: Oliver Newling

### ESFA AAW CHAMPIONSHIP LEAGUE: Dunbar Rovers FC v Coogee United FC

Referee: David Kolacek  
Assistant Referee: Luca Lavigne  
Assistant Referee: Kirsty Cleve  
4th Official: Jason Arnold

### ESFA CUP GRAND FINAL:

Referee: John Garcia  
Assistant Referee: Paul Kelly  
Assistant Referee: George Galouzis

2016 promises there to be further inroads in the retainment and recruitment of referees through our continual technical sessions, Branch meetings, fitness training, assessments, further Level 4 courses and Level 3 courses. FNSW is continually developing a pathway for referees throughout the FNSW competition. We will see you on the parks in 2016 with the ongoing adage that through cooperation we can achieve. In the 2014 Annual Report, I saw 2015 as being the most successful to date for the Branch. I am happy to have not been proven wrong.

It's never easy but it may often lead to some happy days! Come join the team.

See you on the parks in 2016.

**Caroline Oakes-Ash**  
Referees Coordinator





## 2015 LEAGUE AND GRAND FINAL WINNERS – BOYS

AGE GROUP	LEAGUE CHAMPIONS	GRAND FINAL WINNERS
U12	Heffron Hawks FC	Heffron Hawks U12 Yellow
U12 Division 2	Queens Park FC Kenzo Chiefs	Queens Park FC U12 Xtreme Chaos
U12 Division 3	Pagewood Botany FC Blue	Pagewood Botany FC U12 Blue 3
U13	Pagewood Botany FC Red	Pagewood Botany FC U13 Red 1
U13 Division 2	Queens Park FC Man City	Queens Park FC U13 Man City
U14	Redfern Raiders FC	Redfern Raiders U14*
U14 Division 2	Pagewood Botany FC Red	Pagewood Botany FC U14 White 2
U14 Division 3	Queens Park FC Saints	Maccabi Hakoah U14B
U15	Redfern Raiders FC	Redfern Raiders U15*
U15 Division 2	Pagewood Botany FC Red	Pagewood Botany FC U15 Red 2
U16	Pagewood Botany FC Red	Pagewood Botany FC U16 Red
U18	Pagewood Botany FC Red	Heffron Hawks U18*

### U12 Championship

Pos	Team	P	W	D	L	F	A	GD	PTS
1	Heffron Hawks U12 Yellow	14	10	2	2	36	9	27	32
2	Pagewood Botany FC U12 Red 1*	14	8	5	1	32	17	15	29
3	Maroubra United U12 Gold*	14	8	1	5	25	17	8	25
4	Redfern Raiders U12*	14	7	3	4	27	16	11	24
5	Pagewood Botany FC U12 Blue 1	14	5	2	7	27	28	-1	17
6	East FC U12 Red*	14	4	4	6	14	24	-10	16
7	East FC U12 Blue*	14	4	2	8	18	24	-6	14
8	Queens Park FC U12 Barcelona	14	0	1	13	7	51	-44	1

### U12 Division 2

Pos	Team	P	W	D	L	F	A	GD	PTS
1	Queens Park FC U12 Kenzo Chiefs	9	7	1	1	35	6	29	22
2	Queens Park FC U12 Xtreme Chaos	9	6	2	1	27	8	19	20
3	Heffron Hawks U12 White	9	6	1	2	23	16	7	19
4	Dunbar Rovers FC U12*	9	5	1	3	20	15	5	16
5	Heffron Hawks U12 Black	9	4	1	4	17	20	-3	13
6	Maccabi Hakoah U12	9	4	1	4	16	28	-12	13
7	Pagewood Botany FC U12 Blue 2	9	4	0	5	16	15	1	12
8	Queens Park FC U12 Chelsea	9	2	3	4	16	22	-6	9
9	Pagewood Botany FC U12 Red 2	9	1	2	6	12	25	-13	5
10	Mascot Kings U12	9	0	0	9	8	35	-27	0

**U12 Division 3**

Pos	Team	P	W	D	L	F	A	GD	PTS
1	Pagewood Botany FC U12 Blue 3	10	9	0	1	37	7	30	27
2	Pagewood Botany FC U12 White 3	10	8	1	1	33	3	30	25
3	Queens Park FC U12 D	10	5	0	5	23	31	-8	15
4	Pagewood Botany FC U12 Red 3	10	4	1	5	18	26	-8	13
5	East FC U12 Green*	10	2	1	7	18	28	-10	7
6	Maroubra United U12 Green Machine*	10	0	1	9	3	37	-34	1

**U13 Championship**

Pos	Team	P	W	D	L	F	A	GD	PTS
1	Pagewood Botany FC U13 Red 1	14	12	1	1	61	8	53	37
2	East FC U13 Red*	14	8	3	3	47	21	26	27
3	East FC U13 White*	14	7	1	6	37	25	12	22
4	Queens Park FC U13 Barcelona*	14	4	3	7	29	39	-10	15
5	Queens Park FC U13 Real Madrid	14	4	0	10	26	67	-41	12
6	Coogee United FC U13	14	2	0	12	13	73	-60	6

**U13 Division 2**

Pos	Team	P	W	D	L	F	A	GD	PTS
1	Queens Park FC U13 Man City	12	10	1	1	51	11	40	31
2	Maroubra United U13	12	9	2	1	44	12	32	29
3	East FC U13 Blue*	11	5	1	5	25	30	-5	16
4	Maccabi Hakoah U13*	11	5	1	5	30	37	-7	16
5	Pagewood Botany FC U13 Blue 2	12	3	2	7	21	27	-6	11
6	Pagewood Botany FC U13 Red 2	12	3	2	7	24	38	-14	11
7	Pagewood Botany FC U13 White 2	12	1	1	10	14	54	-40	4

**U14 Championship**

Pos	Team	P	W	D	L	F	A	GD	PTS
1	Redfern Raiders U14*	15	14	0	1	35	10	25	42
2	Pagewood Botany FC U14 Red 1	15	9	3	3	29	14	15	30
3	Mascot Kings U14 A*	15	9	2	4	36	15	21	29
4	East FC U14 White*	15	3	2	10	15	28	-13	11
5	Maccabi Hakoah U14 A	15	2	3	10	9	32	-23	9
6	East FC U14 Red	15	3	0	12	9	34	-25	9

**U14 Division 2**

Pos	Team	P	W	D	L	F	A	GD	PTS
1	Pagewood Botany FC U14 Red 2	14	10	2	2	33	11	22	32
2	Mascot Kings U14 B	14	9	1	4	33	18	15	28
3	Pagewood Botany FC U14 White 2	14	9	0	5	46	21	25	27
4	Maroubra United U14	14	7	2	5	38	29	9	23

**U14 Division 3**

Pos	Team	P	W	D	L	F	A	GD	PTS
1	Queens Park FC U14 Saints	2	1	1	0	5	2	3	4
2	Maccabi Hakoah U14B	2	1	1	0	2	1	1	4
3	Pagewood Botany FC U14 Blue 2	2	0	0	2	1	5	-4	0

### U15 Championship

Pos	Team	P	W	D	L	F	A	GD	PTS
1	Redfern Raiders U15*	12	10	1	1	40	7	33	31
2	Pagewood Botany FC U15 Red 1	12	9	1	2	40	8	32	28
3	Heffron Hawks U15	12	6	1	5	25	19	6	19
4	Queens Park FC U15 A	12	2	1	9	10	41	-31	7
5	Maccabi Hakoah U15 A	11	1	0	11	-8	48	-56	3

### U15 Division 2

Pos	Team	P	W	D	L	F	A	GD	PTS
1	Pagewood Botany FC U15 Red 2	14	11	2	1	75	22	53	35
2	Maccabi Hakoah U15 C (S)	14	10	3	1	55	26	29	33
3	Pagewood Botany FC U15 Blue 2	14	8	4	2	57	42	15	28
4	Maroubra United U15	14	10	4	7	40	27	13	22
5	Easts FC U15*	14	5	0	9	37	48	-11	15
6	Maccabi Hakoah U15 B	14	3	2	9	24	51	-27	11
7	Pagewood Botany FC U15 White 2	14	2	2	10	23	54	-31	8
8	Mascot Kings U15	14	2	1	11	19	60	-41	7

### U16 Championship

Pos	Team	P	W	D	L	F	A	GD	PTS
1	Pagewood Botany FC U16 Red	15	14	1	0	50	4	46	43
2	Easts FC U16*	15	9	2	4	38	12	26	29
3	Queens Park FC U16 B	15	8	1	6	29	17	12	25
4	Queens Park FC U16 A	15	8	0	7	30	20	10	24
5	Pagewood Botany FC U16 Blue	15	4	0	11	20	40	-20	12
6	Pagewood Botany FC U16 White	15	0	0	15	9	83	-74	0

### U18 Championship

Pos	Team	P	W	D	L	F	A	GD	PTS
1	Pagewood Botany FC U17 Red	16	14	0	2	71	13	58	42
2	Heffron Hawks U18*	16	14	0	2	69	16	53	42
3	Maccabi Hakoah U18 A	16	9	0	7	42	47	-5	27
4	Maroubra United U18	16	8	1	7	57	40	17	25
5	Easts FC U18	16	7	1	8	37	31	6	22
6	Queens Park FC U18 A	16	7	1	8	39	41	-2	22
7	Pagewood Botany FC U18 Blue*	16	6	0	10	38	66	-28	18
8	Maccabi Hakoah U18 B	16	3	1	12	21	71	-50	10
9	Mascot Kings U18	16	2	0	14	24	73	-49	6



## 2015 LEAGUE AND GRAND FINAL WINNERS – GIRLS

AGE GROUP	LEAGUE CHAMPIONS	GRAND FINAL WINNERS
G12	Pagewood Botany FC Blue	Pagewood Botany FC G12 Red
G12/2	East's FC Beasts	East's FC G12 A
G14	Queens Park FC United	Queens Park FC G14 United
G14/2	Queens Park FC Barcelona	Queens Park FC G14 Barcelona
G16	Queens Park FC Wildcats	Queens Park FC G16 Wildcats
G16/2	East's FC B	Maroubra United G16
G16/3	Pagewood Botany FC Red	Pagewood Botany FC G16 White 2
G18	East's FC A	East's FC G18 A*

### G12 Championship

Pos	Team	P	W	D	L	F	A	GD	PTS
1	Pagewood Botany FC G12 Blue	14	12	1	1	32	7	25	37
2	Pagewood Botany FC G12 Red	14	11	2	1	40	8	32	35
3	Dunbar Rovers FC G12	14	9	2	3	27	7	20	29
4	Maccabi Hakoah G12	14	5	1	8	15	28	-13	16
5	Queens Park FC G12 Barcelona	14	4	3	7	8	13	-5	15
6	Heffron Hawks G12	14	3	4	7	17	27	-10	13

### G12 Division 2

Pos	Team	P	W	D	L	F	A	GD	PTS
1	East's FC G12 Beasts	15	5	3	7	13	18	-5	18
2	East's FC G12 A	15	3	6	6	12	18	-6	15
3	Queens Park FC G12 United	15	2	8	5	10	21	-11	14
4	Queens Park FC G12 Rockets*	15	2	2	11	6	32	-26	8

### G14 Championship

Pos	Team	P	W	D	L	F	A	GD	PTS
1	Queens Park FC G14 United	13	11	1	1	44	7	37	34
2	East's FC G14 A	13	10	2	1	33	8	25	32
3	Maccabi Hakoah G14 A*	13	7	1	5	23	8	15	22
4	Queens Park FC G14 Brazil	13	2	1	10	6	34	-28	7
5	Pagewood Botany FC G14 Red 1	13	2	0	11	11	43	-32	6



**G14 Division 2**

Pos	Team	P	W	D	L	F	A	GD	PTS
1	Queens Park FC G14 Barcelona	13	12	1	0	43	6	37	37
2	Maroubra United G14	13	9	1	3	42	14	28	28
3	Pagewood Botany FC G14 Blue 1*	13	7	2	4	33	22	11	22
4	Queens Park FC G14 Falcons	13	6	2	5	31	23	8	20
5	East FC G14 B*	13	6	1	6	26	23	3	19
6	Maccabi Hakoah G14 B	13	3	3	7	18	35	-17	12
7	Pagewood Botany FC G14 White 2	13	1	2	10	7	47	-40	5
8	Reddam House G14	13	1	1	11	10	48	-38	4

**G16 Championship**

Pos	Team	P	W	D	L	F	A	GD	PTS
1	Queens Park FC G16 Wildcats	13	8	2	3	36	13	23	26
2	Queens Park FC G16 Leopards	13	7	5	1	29	11	18	26
3	East FC G16 A	13	7	1	5	30	21	9	22
4	Pagewood Botany FC G16 Red 1	13	6	2	5	30	24	6	20

**G16 Division 2**

Pos	Team	P	W	D	L	F	A	GD	PTS
1	East FC G16 B	13	5	2	6	20	24	-4	17
2	Maroubra United G16	13	4	2	7	16	32	-16	14
3	Queens Park FC G16 Kangaroos*	13	3	4	6	14	28	-14	13
4	Maccabi Hakoah G16	13	2	4	6	14	31	-17	10

**G16 Division 3**

Pos	Team	P	W	D	L	F	A	GD	PTS
1	Pagewood Botany FC G16 Red 2	15	5	3	7	16	38	-22	18
2	Pagewood Botany FC G16 White 2	15	4	5	6	26	21	5	17
3	Reddam House G16	15	4	4	7	15	29	-14	16

**G18 Championship**

Pos	Team	P	W	D	L	F	A	GD	PTS
1	East FC G18 A*	12	9	3	0	63	17	46	30
2	Heffron Hawks G18*	12	9	1	2	55	17	38	28
3	Queens Park FC G18 United	12	8	2	2	42	18	24	26
4	East FC G18 B	12	5	2	5	30	30	0	17
5	Queens Park FC G18 B	12	3	1	8	27	42	-15	10
6	Pagewood Botany FC G18	12	2	1	9	15	48	-33	7
7	Olympic Eagles FC G18	12	1	0	11	4	64	-60	3

## 2015 LEAGUE AND GRAND FINAL WINNERS – MEN

DIVISION	LEAGUE CHAMPIONS	GRAND FINAL WINNERS
AAM First Grade	Coogee United FC	Coogee United FC
AAM Reserve Grade	Phoenix FC	Dunbar Rovers FC
AAM4 Saturday	Easts FC	Easts FC
AAM6 Saturday	Maroubra United	Maroubra United
AAM8 Saturday	Easts FC	Sydney University B
AAM1	Coogee United FC	Coogee United FC
AAM2	Coogee United FC	Redfern Raiders
AAM3	Waverley Old Boys FC	Waverley Old Boys FC
AAM4	Mascot Kings FC	Mascot Kings FC
AAM5	Heffron Hawks	Heffron Hawks
AAM6	Dunbar Rovers FC	Dunbar Rovers FC
AAM7	Dunbar Rovers FC	Dunbar Rovers FC
AAM8	Dunbar Rovers FC	Dunbar Rovers FC
AAM9	Pagewood Botany FC	Olympic Eagles FC
O35 Div 1	Dunbar Rovers FC A	Dunbar Rovers FC A
O35 Div 2	Queens Park FC	Queens Park FC
O35 Div 3	Easts FC	Waverley Old Boys FC
O45	Pagewood Botany FC	Pagewood Botany FC



**Men's Championship First Grade**

Pos	Team	P	W	D	L	F	A	GD	PTS
1	Coogee United FC Championship First Grade	15	10	1	4	36	14	22	31
2	Maroubra United Championship First Grade	15	8	4	3	33	21	12	28
3	Lokomotiv Cove Championship First Grade	15	6	5	4	20	16	4	23
4	Dunbar Rovers FC Championship First Grade	15	7	2	6	33	31	2	23
5	Phoenix FC Championship First Grade	15	7	2	6	26	29	-3	23
6	Waverley Old Boys Championship First Grade	15	5	5	5	18	17	1	20
7	Glebe Wanderers Championship First Grade	15	4	4	7	19	26	-7	16
8	Pagewood Botany FC Championship First Grade	15	4	1	10	21	30	-9	13
9	UNSW Championship First Grade	8	1	0	7	6	28	-22	3

**Men's Championship Reserve Grade**

Pos	Team	P	W	D	L	F	A	GD	PTS
1	Phoenix FC Championship Reserve Grade	16	13	1	2	33	14	19	40
2	Coogee United FC Championship Reserve Grade	16	11	2	3	50	10	40	35
3	Dunbar Rovers FC Championship Reserve Grade	16	11	2	3	41	22	19	35
4	Waverley Old Boys Championship Reserve Grade	16	8	2	6	36	26	10	26
5	Glebe Wanderers Championship Reserve Grade	16	6	2	8	29	40	-11	20
6	Maroubra United Championship Reserve Grade	16	3	5	8	23	38	-15	14
7	Pagewood Botany FC Championship Reserve Grade	16	4	2	10	28	46	-18	14
8	Lokomotiv Cove Championship Reserve Grade	16	4	1	11	18	35	-17	13
9	UNSW Championship Reserve Grade	16	3	1	12	17	44	-27	10

**Men's Division 01**

Pos	Team	P	W	D	L	F	A	GD	PTS
1	Coogee United FC AA1	18	14	3	1	54	18	36	45
2	Queens Park FC AA1	18	11	3	4	43	28	15	36
3	Barnstoneworth United FC AA1	18	10	5	3	52	21	31	35
4	Olympic Eagles FC AA1	18	9	3	6	21	24	-3	30
5	Dunbar Rovers FC AA1	18	8	3	7	35	28	7	27
6	Sydney Uni AA1	18	6	1	11	22	44	-22	19
7	Maroubra United AA1*	18	2	1	15	16	47	-31	7
8	Maccabi Hakoah AA1	18	2	1	15	25	58	-33	7

**Men's Division 02**

Pos	Team	P	W	D	L	F	A	GD	PTS
1	Coogee United FC AA2*	16	13	2	1	60	18	42	41
2	Redfern Raiders AA2	16	9	2	5	47	25	22	29
3	Maccabi Hakoah AA2 B*	16	9	1	6	39	24	15	28
4	Lokomotiv Cove AA2	16	8	4	4	31	20	11	28
5	Dunbar Rovers FC AA2	16	9	1	6	36	30	6	28
6	Barnstoneworth United FC AA2	16	5	5	6	27	27	0	20
7	Maccabi Hakoah AA2 A	16	5	0	11	18	37	-19	15
8	Queens Park FC AA2 L	16	4	1	11	33	62	-29	13
9	Queens Park FC AA2 R	16	1	2	13	11	59	-48	5

### Men's Division 03

Pos	Team	P	W	D	L	F	A	GD	PTS
1	Waverley Old Boys AA3	18	13	3	2	35	16	19	42
2	Redfern Raiders AA3	18	11	4	3	36	18	18	37
3	Sydney Uni AA3	18	11	2	5	33	24	9	35
4	Coogee United FC AA3	18	9	2	7	37	34	3	29
5	Maccabi Hakoah AA3 A*	18	7	0	11	36	40	-4	21
6	Queens Park FC AA3	18	5	2	11	22	30	-8	17
7	Mascot Kings AA3	18	4	4	10	17	26	-9	16
8	Maccabi Hakoah AA3 B	18	1	5	12	17	45	-28	8

### Men's Division 04

Pos	Team	P	W	D	L	F	A	GD	PTS
1	Mascot Kings AA4	18	13	2	3	46	16	30	41
2	Coogee United FC AA4*	18	11	4	3	44	21	23	37
3	Heffron Hawks AA4	18	10	4	4	48	32	16	34
4	Dunbar Rovers FC AA4	18	8	4	6	31	25	6	28
5	UNSW AA4*	18	8	3	7	43	38	5	27
6	Lokomotiv Cove AA4	18	4	4	10	20	38	-18	16
7	Maccabi Hakoah AA4	18	2	5	11	22	50	-28	11
8	Pagewood Botany FC AA4	18	2	2	14	24	58	-34	8

### Men's Division 04 (Saturday)

Pos	Team	P	W	D	L	F	A	GD	PTS
1	Easts FC AA4 (Sat)	16	13	0	3	59	26	33	39
2	Sydney Uni AA4 (Sat) A	16	11	2	3	45	20	25	35
3	UNSW AA4 (Sat) A*	16	11	1	4	41	23	18	34
4	Maroubra United AA4 (Sat) A	16	10	0	6	42	22	20	30
5	Maroubra United AA4 (Sat) B	16	5	3	8	32	40	-8	18
6	Glebe Wanderers AA4 (Sat)	16	4	3	9	27	38	-11	15
7	Dunbar Rovers FC AA4 (Sat)	16	4	3	9	24	41	-17	15
8	UNSW AA4 (Sat) B	16	3	5	8	29	53	-24	14
9	Redfern Raiders AA4 (Sat)	16	1	3	12	17	53	-36	6

### Men's Division 05

Pos	Team	P	W	D	L	F	A	GD	PTS
1	Heffron Hawks AA5	18	14	2	2	56	19	37	44
2	Easts FC AA5*	18	13	1	4	37	10	27	40
3	Lokomotiv Cove AA5	18	13	0	5	57	34	23	39
4	Redfern Raiders AA5	18	9	1	8	39	52	-13	28
5	Queens Park FC AA5	18	6	6	6	44	42	2	24
6	Waverley Old Boys AA5	18	7	2	9	37	33	4	23
7	Barnstoneworth United FC AA5	18	6	4	8	29	32	-3	22
8	Coogee United FC AA5	18	5	3	10	36	47	-11	18
9	UNSW AA5	18	5	2	11	43	53	-10	17
10	Maroubra United AA5	18	1	1	16	15	71	-56	4



**Men's Division 06**

Pos	Team	P	W	D	L	F	A	GD	PTS
1	Dunbar Rovers FC AA6	18	15	1	2	67	24	43	46
2	Coogee United FC AA6 A	18	11	2	5	68	31	37	35
3	Waverley Old Boys AA6	18	11	1	6	46	28	18	34
4	Sydney Uni AA6	18	11	0	7	41	34	7	33
5	Redfern Raiders AA6	18	10	2	6	52	36	16	32
6	Coogee United FC AA6 B	18	9	3	6	50	27	23	30
7	Lokomotiv Cove AA6	18	6	0	12	41	69	-28	18
8	Queens Park FC AA6	18	5	1	12	31	59	-28	16
9	Mascot Kings AA6	18	4	1	13	23	59	-36	13
10	Maroubra United AA6	18	2	1	15	29	81	-52	7

**Men's Division 06 (Saturday)**

Pos	Team	P	W	D	L	F	A	GD	PTS
1	Maroubra United AA6 (Sat)	18	13	3	2	50	22	28	42
2	Redfern Raiders AA6 (Sat) A	18	11	3	4	45	20	25	36
3	UNSW AA6 (Sat) B*	18	9	5	4	27	18	9	32
4	UNSW AA6 (Sat) A	18	9	5	4	51	43	8	32
5	Sydney Uni AA6 (Sat) A	18	8	4	6	44	28	16	28
6	Redfern Raiders AA6 (Sat) C	18	5	2	11	29	48	-19	17
7	Redfern Raiders AA6 (Sat) B	18	4	3	11	28	35	-7	15
8	Sydney Uni AA6 (Sat) B	18	0	1	17	16	76	-60	1

**Men's Division 07**

Pos	Team	P	W	D	L	F	A	GD	PTS
1	Dunbar Rovers FC AA7	18	12	5	1	52	18	34	41
2	Lokomotiv Cove AA7 A	18	12	3	3	46	23	23	39
3	Coogee United FC AA7	18	11	5	2	57	19	38	38
4	UNSW AA7	18	11	5	2	54	25	29	38
5	Kytherians AA7	18	8	3	7	46	40	6	27
6	Easts FC AA7	18	7	3	8	31	42	-11	24
7	Lions FC AA7	17	6	1	10	29	45	-16	19
8	Redfern Raiders AA7	18	5	2	11	27	51	-24	17
9	Mascot Kings AA7	17	2	1	14	33	62	-29	7
10	Lokomotiv Cove AA7 B	18	1	0	17	15	65	-50	3

### Men's Division 08

Pos	Team	P	W	D	L	F	A	GD	PTS
1	Dunbar Rovers FC AA8	18	16	2	0	80	24	56	50
2	Queens Park FC AA8	18	12	2	4	67	30	37	38
3	Heffron Hawks AA8	18	11	3	4	43	31	12	36
4	UNSW AA8	18	8	5	5	38	29	9	29
5	East FC AA8	18	8	3	7	36	30	6	27
6	Redfern Raiders AA8	18	6	1	11	35	34	1	19
7	Sydney Uni AA8	18	5	4	9	28	33	-5	19
8	Lions FC AA8	18	5	3	10	28	51	-23	18
9	Lokomotiv Cove AA8 A	18	6	0	12	26	56	-30	18
10	Lokomotiv Cove AA8 B	18	1	1	16	15	78	-63	4

### Men's Division 08 (Saturday)

Pos	Team	P	W	D	L	F	A	GD	PTS
1	East FC AA8 (Sat)	18	10	3	5	21	17	4	33
2	UNSW AA8 (Sat) A	18	8	6	4	40	31	9	30
3	Dunbar Rovers FC AA8 (Sat)	18	9	2	7	39	23	16	29
4	Sydney Uni AA8 (Sat) B	18	8	4	6	35	26	9	28
5	UNSW AA8 (Sat) U21*	18	6	4	8	42	37	5	22
6	Sydney Uni AA8 (Sat) A	18	3	1	14	22	65	-43	10

### Men's Division 09

Pos	Team	P	W	D	L	F	A	GD	PTS
1	Pagewood Botany FC AA9	15	11	2	2	42	13	29	35
2	Olympic Eagles FC AA9	15	10	1	4	46	25	21	31
3	Redfern Raiders AA9	15	7	4	4	30	25	5	25
4	Sydney Uni AA9	15	8	0	7	38	29	9	24
5	Dunbar Rovers FC AA9	15	7	1	7	27	27	0	22
6	Maroubra United AA9	15	5	3	7	27	37	-10	18
7	Lokomotiv Cove AA9	15	5	2	8	34	37	-3	17
8	UNSW AA9	15	4	1	10	29	41	-12	13
9	East FC AA9	8	0	0	8	1	40	-39	0

### Men's 035 Championship

Pos	Team	P	W	D	L	F	A	GD	PTS
1	Dunbar Rovers FC 035 A	18	15	3	0	82	7	75	48
2	Pagewood Botany FC 035 A	18	12	3	3	70	19	51	39
3	Coogee United FC 035 A*	18	11	3	4	34	17	17	36
4	Lokomotiv Cove 035	18	10	1	7	49	43	6	31

**Men's 035 Division 2**

Pos	Team	P	W	D	L	F	A	GD	PTS
1	Queens Park FC O35	18	11	3	4	38	20	18	36
2	Maccabi Hakoah O35	18	9	4	5	55	33	22	31
3	Maroubra United O35	18	4	4	10	17	49	-32	16
4	Dunbar Rovers FC O35 B	18	3	3	12	23	51	-28	12

**Men's 035 Division 3**

Pos	Team	P	W	D	L	F	A	GD	PTS
1	Easts FC O35*	16	6	4	6	27	33	-6	19
2	Waverley Old Boys O35	16	5	1	10	20	46	-26	16
3	Coogee United FC O35 B	16	3	4	9	19	39	-20	13
4	Pagewood Botany FC O35 B	16	3	1	12	15	38	-23	10
5	Pagewood Botany FC O35 C	16	1	4	11	14	48	-34	7

**Men's 045 Championship**

Pos	Team	P	W	D	L	F	A	GD	PTS
1	Pagewood Botany FC O45	17	17	0	0	105	9	96	51
2	Dunbar Rovers FC O45	17	9	3	5	47	43	4	30
3	Redfern Raiders O45 Rebels	17	7	5	5	34	41	-7	26
4	Maroubra United O45 Gold	17	7	4	6	32	37	-5	25
5	Maccabi Hakoah O45	17	7	3	7	35	46	-11	24

**Men's 045 Division 2**

Pos	Team	P	W	D	L	F	A	GD	PTS
1	Redfern Raiders O45 Raiders	17	5	3	9	40	49	-9	18
2	Maroubra United O45 Green	17	4	2	11	25	56	-31	14
3	Queens Park FC O45	17	1	2	14	16	53	-37	5

## 2015 LEAGUE AND GRAND FINAL WINNERS – WOMEN

DIVISION	LEAGUE CHAMPIONS	GRAND FINAL WINNERS
AAW	Dunbar Rovers FC	Dunbar Rovers FC
AAW2	Dunbar Rovers FC	Coogee United FC
AAW3	Easts FC	Easts FC
AAW4	Mascot Kings FC	Mascot Kings FC
AAW5	Waverley Old Boys FC	Olympic Eagles FC

### Women's Championship

Pos	Team	P	W	D	L	F	A	GD	PTS
1	Dunbar Rovers FC AAW1	15	14	1	0	60	4	56	43
2	UNSW AAW1	15	8	4	3	44	21	23	28
3	Coogee United FC AAW1	15	8	3	4	31	22	9	27
4	Waverley Old Boys AAW1	15	5	4	6	25	29	-4	19
5	Maroubra United AAW1	15	3	2	10	15	34	-19	11
6	Maccabi Hakoah AAW1	15	0	0	15	5	70	-65	0

### Women's Division 02

Pos	Team	P	W	D	L	F	A	GD	PTS
1	Dunbar Rovers FC AAW2	18	12	5	1	36	12	24	41
2	Coogee United FC AAW2	18	11	6	1	44	16	28	39
3	Lokomotiv Cove AAW2	18	9	4	5	41	30	11	31
4	Queens Park FC AAW2	18	6	4	8	39	30	9	22
5	UNSW AAW2	18	6	1	11	19	37	-18	19
6	Maroubra United AAW2	18	0	0	18	7	61	-54	0

### Women's Division 03

Pos	Team	P	W	D	L	F	A	GD	PTS
1	Easts FC AAW3*	16	11	4	1	65	15	50	37
2	Waverley Old Boys AAW3	16	11	4	1	50	11	39	37
3	Pagewood Botany FC AAW3	16	12	1	3	47	12	35	37
4	Sydney Uni AAW3	16	9	1	6	36	31	5	28
5	Dunbar Rovers FC AAW3	16	7	1	8	33	32	1	22
6	Lokomotiv Cove AAW3	16	6	2	8	22	30	-8	20
7	Maccabi Hakoah AAW3	16	3	4	9	15	25	-10	13
8	Maroubra United AAW3	16	2	2	12	9	62	-53	8
9	Heffron Hawks AAW3*	16	1	1	14	16	75	-59	4



**Women's Division 04**

Pos	Team	P	W	D	L	F	A	GD	PTS
1	Mascot Kings AAW4	19	18	1	0	92	7	85	55
2	Olympic Eagles FC AAW4 A*	19	11	3	5	48	23	25	36
3	UNSW AAW4	19	13	4	5	59	28	31	34
4	Coogee United FC AAW4	19	8	2	9	30	40	-10	26
5	Pagewood Botany FC AAW4	19	6	5	8	36	25	11	23
6	Queens Park FC AAW4	19	4	5	10	19	45	-26	17

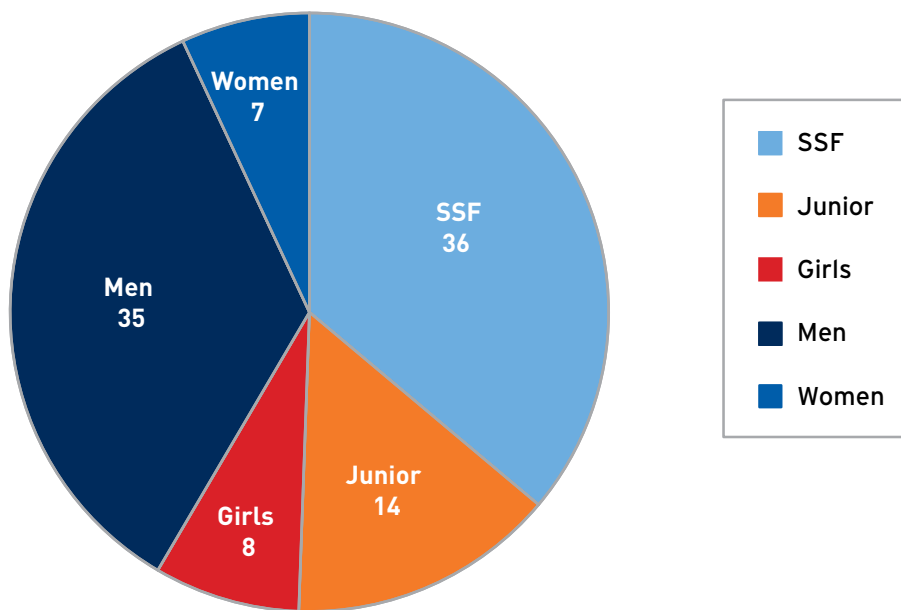
**Women's Division 05**

Pos	Team	P	W	D	L	F	A	GD	PTS
1	Waverley Old Boys AAW5	18	10	2	6	50	23	27	32
2	Dunbar Rovers FC AAW5	18	4	4	10	30	41	-11	16
3	Maroubra United AAW5 Angels	18	4	2	12	25	113	-88	14
4	Olympic Eagles FC AAW5*	18	2	4	12	23	70	-47	10



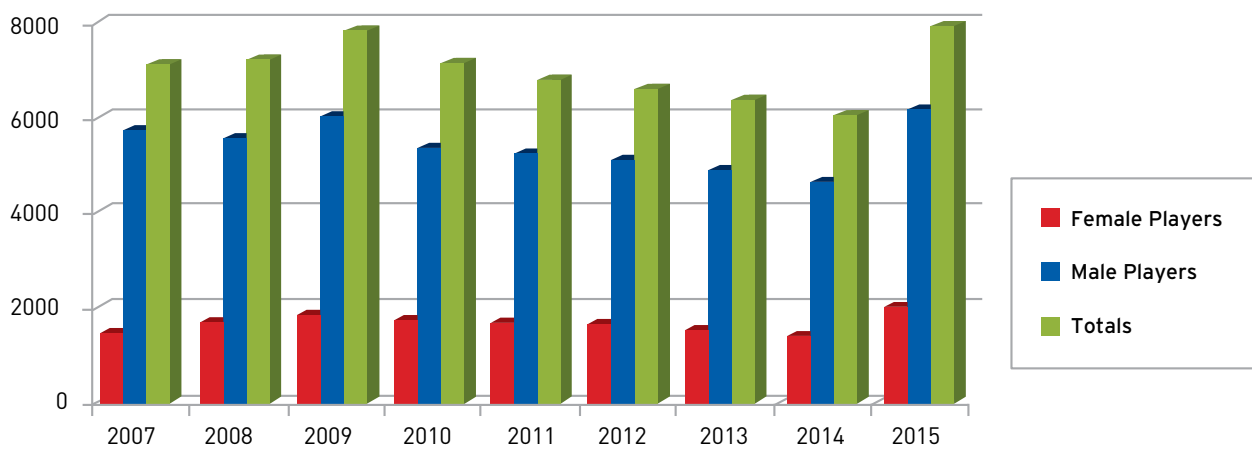
## ASSOCIATION STATISTICS

### PARTICIPATION BY LEAGUE COUNCIL 2015



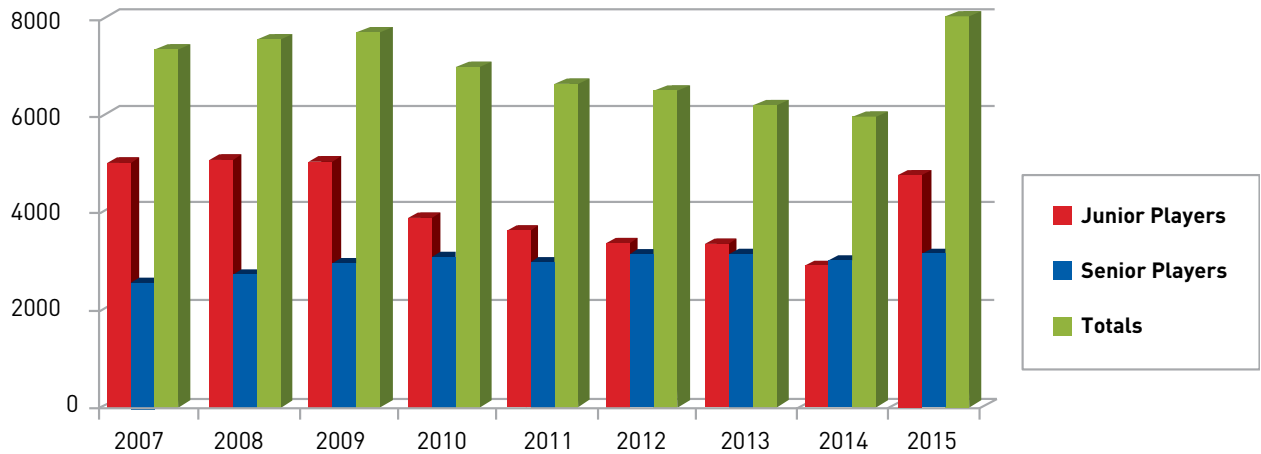
### PLAYER STATISTICS

#### MALE VS FEMALE



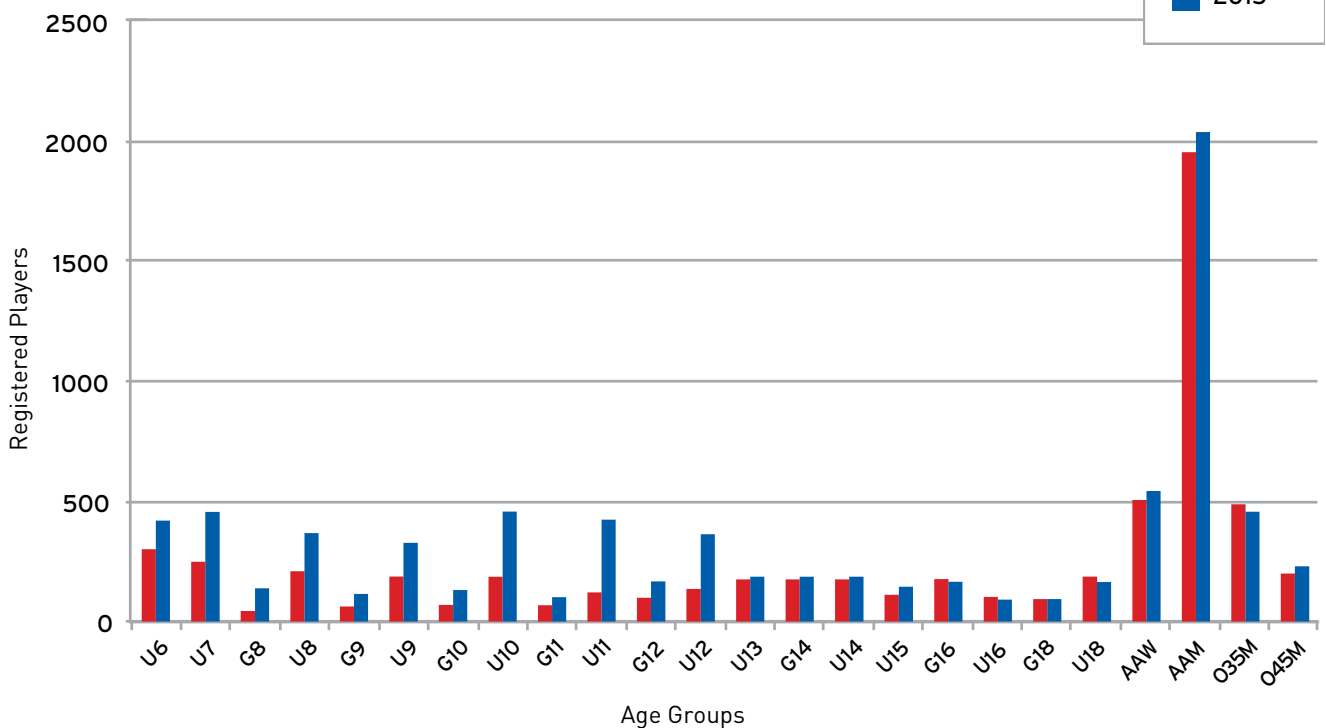
## PLAYER STATISTICS

### JUNIOR VS SENIOR



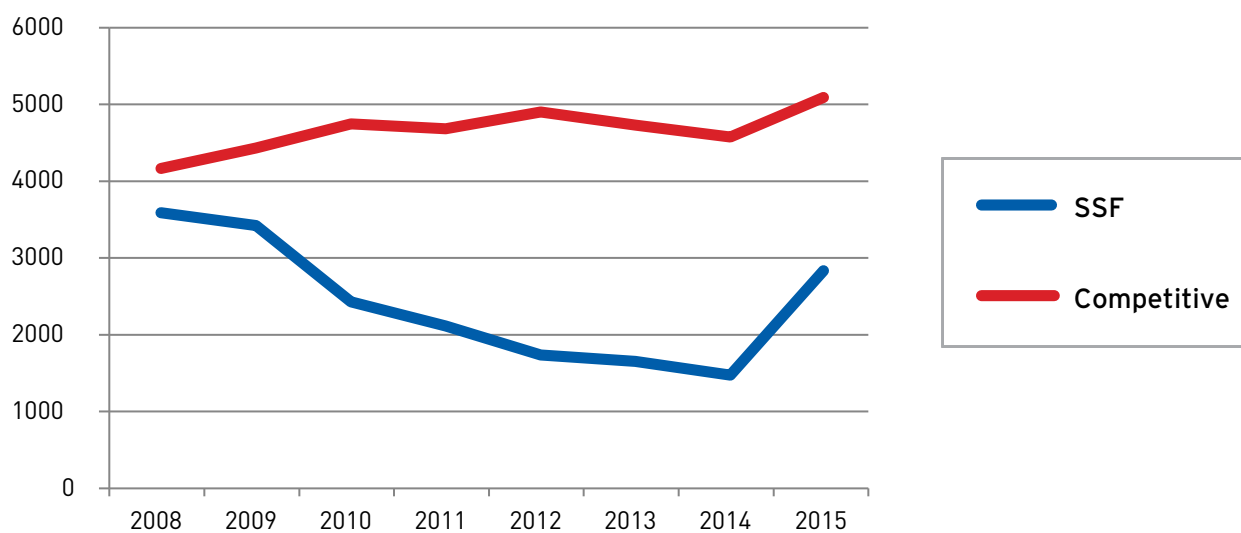
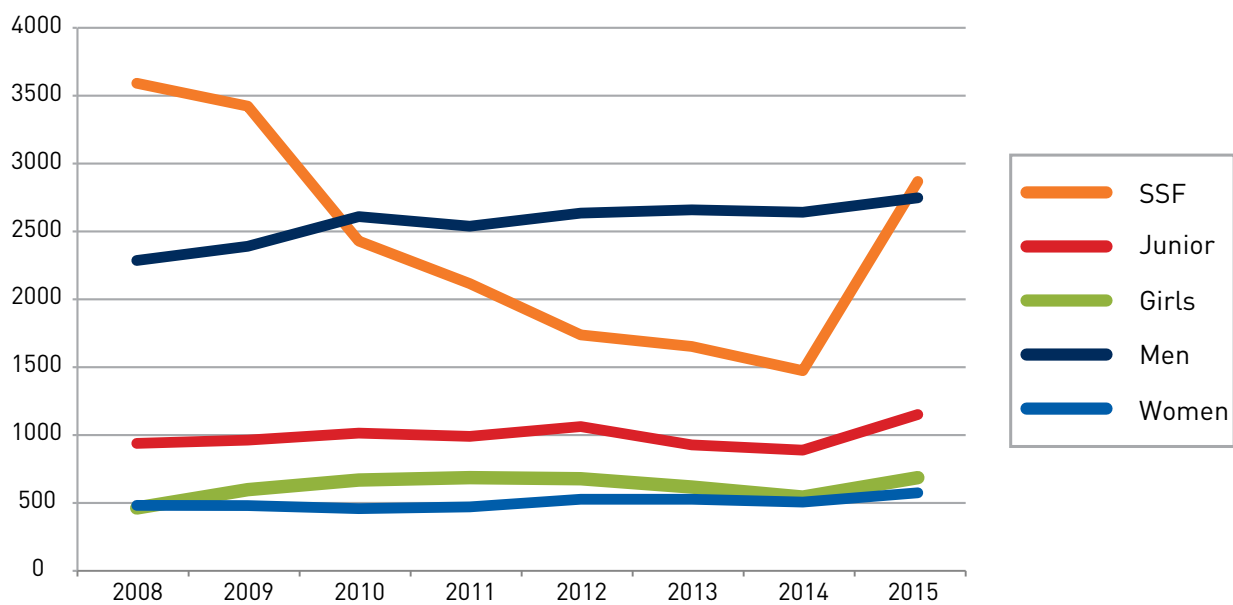
## AGE COMPARISON

### 2014 TO 2015



## PARTICIPANTS

2008 TO 2015







**EASTERN SUBURBS  
FOOTBALL ASSOCIATION**

The Board and staff of the Eastern Suburbs Football Association wish to thank our various and valuable partners for their support in developing the world game in the Eastern Suburbs.

---

**Principal Partner:**

**JAZZRIGHT**  
PRODUCTION SERVICES

---

**Major Partners:**

**GRACE**  
SELF STORAGE

---

**Special Thanks:**

Coogee Diggers Club, Prince Henry Centre, Kanga Sports, Randwick City Council, Centennial Park and Moore Park Trust, City of Botany Bay Council, Municipality of Woollahra, Waverley Municipal Council, City of Sydney and Sydney FC.

**Photo contributors:**

Football NSW, Jack Bell, Aaron Dibdin, Caroline Oakes-Ash, Marian Romeo, Coogee United, Waverley Old Boys, Mascot Kings, Dunbar Rovers, Queens Park, Paul Kelly and Robert Meredith Photography