



EASTERN SUBURBS
FOOTBALL ASSOCIATION

Annual Report & Financial Statements

FOR THE YEAR ENDED 30TH SEPTEMBER 2009

EASTERN SUBURBS FOOTBALL ASSOCIATION NOTICE OF ANNUAL GENERAL MEETING

Notice is hereby given that the Annual General Meeting of the Eastern Suburbs Football Association Incorporated will be held on **Monday 30 November 2009** at the registered office of the Eastern Suburbs Football Association, 1371 Botany Road, Botany, NSW commencing at 7.00pm.

NOTICE OF BUSINESS

ITEM 1. APOLOGIES

ITEM 2. CONFIRMATION

Confirmation of Minutes of the Annual General Meeting of the Eastern Suburbs Football Association held on 24 November 2008

ITEM 3. REPORT

To receive reports from the Board of Directors and adopt the 2009 Annual Report

ITEM 4. ACCOUNTS

To receive and consider the balance sheet, income and expenditure accounts and the report of the auditors for the year ending 30 September 2009

ITEM 5. ELECTIONS

In accordance with the constitution of the Eastern Suburbs Football Association:-

- a) Election of Life Members [If any]
- b) Elect Board of Directors

ITEM 6. MOTIONS

Consideration of any motion of which due notice has been given

ITEM 7. CLOSE OF MEETING



Jeff Saul
General Manager
Monday 3 November 2009

TABLE OF CONTENTS

04	2009 Office Bearers
04	Life Members
04	Hall of Fame
04	Special Service Awards
05	President's Message
07	Vice President's Message
08	Corporate Vice President's Message
10	General Manager's Report
<hr/>	
15	Financial Report for the Year Ended 30th September 2009
16	Treasurer's Report
31	Football Report
35	ESFA Referees Branch Reports
39	Report from the Chair, ESFA Judiciary Committee
41	League Tables
56	Metropolitan League and Boys Youth League Tables
58	ESFA Status Report
60	Partners



2008 OFFICE BEARERS

President	Peter Hennessy
Vice President	Michelle Bogatyrov to 1 March 2009
	Alan Chow from 20 April 2009
Vice President, Football	Peter Kriesler
Vice President, Corporate	Rick Flowers
Treasurer	Jim Zammit to 20 February 2009
	Jon Wightwick from 20 April 2009

ESFA Staff

General Manager	Jeff Saul
Competitions Manager	Marc Coughlan to 19 December 2008
	Liz Terry 5 January to 7 May 2009
	Taleah Neowhouse from 11 May 2009
Referees Coordinator	Adam Gwynne November - December 2008
	Adam Giles from January 2009
Administration Officer	Taleah Neowhouse November 2008 to May 2009
	Aaron Dibdin from June 2009

Football Management Committee

Chair	Peter Kriesler
Men's League Chair	Wally Holzer
Women's League Chair	Oona Nielssen
Junior League Chair	Mark Bryant
Girl's League Chair	Frank Friedman
Referees Chair	David Lewis

Referee's Standing Committee

Chair	David Lewis
	Raff Del Vecchio
	Paul Matthews
	George Magoulas
	Louise Mazzoroli

Life Members

Ernie Small *
 Bill Vrolyks OAM
 Ted Simmons OAM
 Paul Mavromatis
 Wally Holzer
 John Velthuys
 Joe Zammit
 Sean Fenton
 * Deceased

Hall of Fame

Andrew Field
 (player/administration/coach)
 John Reid
 (administration/coach)
 Pam Chow (administration)
 Mick Vasin
 (player/administration)
 John Nesbit (administration)
 Charlie Davidson (coach)
 Jim Zammitt (administration)
 Tony Pengue (administration)
 Peter Grunfeld (administration)
 Michael Lazaridis
 (administration)

George Lundy
 (coaching/administration)
 Ron Hoenig (administration)
 Simon Phillips (administration)

Special Service Awards

Wally Holzer
 Mark Fragias
 Michelle Bogatyrov
 David Lewis
 Roger Engel
 Ian Tischman
 Ron Hoenig
 George Lundy

PRESIDENT'S REPORT 2009

I originally agreed to join the ESFA Board and to ultimately run for President to make a difference and improve the Association. My goal was to tackle and solve one major issue in 2009 - and I can firmly say that this has been achieved.

At the end of the 2008 season, I pushed through the most drastic action ever taken by an ESFA Board - to sever ties with the incumbent Referees Association (ESFRA) and to create our own Referees Branch and manage referees and refereeing from within ESFA. No Football Association in NSW had ever done this before and many ESFA people had concerns that we were making a mistake in doing this but we pushed it through. Had we listened to 'popular opinion' we would have procrastinated, discussed the issue to death and ultimately done nothing. We didn't do this - we showed strong leadership and drove ahead with these changes. In 2008 we had an average of 42% of games with an official referee. In 2009 that coverage increased to over 95% - the best our organisation has ever achieved. Indeed, ESFA has become the refereeing benchmark for other Associations in NSW and they are coming to us to understand how we made it work so successfully.

Other significant 'wins' in 2009 are listed below:

- Stable & professional ESFA staff situation following the recruitment of Jeff Saul, Taleah Neowhouse, Adam Giles & Aaron Dibdin
- Successful crisis management of the Bondi United boycott, small-sided football non-registrations, fee payment delays settled (except Queens Park).
- Major Constitutional reform achieved, the most significant over the 11 years of my involvement in ESFA
- ESFA representation in Women's Super League & Girls Youth League in 2010
- ESFA re-taking control of the Boys Metro League teams
- Improved Financial Position (from -\$70K to +\$40K and a reduction in "Unpaid Accounts" from \$240K to \$40K at end of financial year
- Major Rules / procedures review nearing completion

Another small but significant win this year was the securing of the Premier League Grand Final at the Sydney Football Stadium before a Sydney FC A-League game and the fostering of a new & improved relationship with Sydney FC, which will continue to bear fruit moving forward.

We have been trying to change 'Old Soccer' into 'New Football' in the Eastern Suburbs - to get away from just doing what we always have done, but also not to just implement change for the sake of change. Detailed reviews of our Representative Football and Women's Football have taken place over the last few months. Changes are necessary, in my opinion, to take the Association to the next level. We are about to hire a fully independent Technical Director who will be able to make unbiased decisions that will benefit the whole Association moving forward.

In addition to this, ESFA has developed a very good working relationship with the Board and staff of Football NSW. A positive working relationship with our governing body is paramount to all Associations and Clubs. That is achieved by building relationships over time and in delivering results. We have gained this by proving ourselves in the results we have delivered in regards to our referees and Football NSW values the input and insight of an organisation which has proven itself.





In all effective leadership, hard decisions mean that invariably, you will not be able to please or befriend everybody. Those whose priority is to be popular and a friend to all ultimately fail in leadership. I have taken a firm stance on what I believe is in the interests of ESFA and the growth of our sport. My aim is to work with EVERY club and be inclusive in a positive manner. It is easy to focus only on the larger clubs but the interests of the medium-sized and smaller clubs need also to be protected.

I believe that excellent progress has been made this year in changing ESFA for the better but I feel that we are still some way from being finished. The subject of 'Grounds' is the most significant challenge that we now face in Eastern Suburbs football and that would be top of the list for 2010 to tackle. In addition to this, we need a clear policy around Small-Sided Football (SSF) for our junior clubs and ESFA needs to take leadership on this issue.

Now to the 'Thank You's: Firstly I would like to thank YOU, the club volunteers for putting your hand up year after year. You are the lifeblood of football in the Eastern Suburbs and we couldn't function without you. A large number of you have also contributed to the running of ESFA events throughout the year.

I would like to thank our office staff members Taleah Neowhouse, Adam Giles and Aaron Dibdin, for doing a fantastic job this year in getting the ESFA Office running smoothly. Early in the year, we were still experiencing change with the return and subsequent departure (again) of Liz Terry but for the rest of the year we were able to bring some stability to the Office.

I want to express my gratitude to my fellow Board members Alan Chow, Rick Flowers, Peter Kriesler and Jon Wightwick for the dedication they have shown over the last 12 months and for the good ideas, enthusiasm, and above all else, sense of humour to make the Board meetings (that often went into the early hours) more bearable!

I would also like to thank our General Manager Jeff Saul for his outstanding contribution. I know the amount of time and energy he put into the role and he has really gone beyond the call of duty with his level of engagement to turn around a difficult situation when he took over in October 2008. Hiring Jeff was one of the best decisions that ESFA has made over my three years on the Board.

I want to keep the last word of thanks for David Lewis for his outstanding contribution over the many years of involvement with football in the Eastern Suburbs. He will be most recently remembered for his work with the Judiciary, but this season he has surely surpassed his own high standards by doing a remarkable job with the referees. I wish him luck in London. He will be sadly missed, but I am hopeful that he will return to us at ESFA in the not too distant future.

Yours in sport,

Peter Hennessy
President
ESFA

VICE PRESIDENT'S REPORT 2009

The positive standout performance for 2009 has been the new staff. The key indicator for me was the organization and physical input into the successful conduct of the final series. I can't recall when a first up team did so well under such exceptional circumstances. A testimony to their effort, competence, teamwork and leadership. 'Courage and faith under fire'. I admire 'plain' determination, and plenty of that was on show.

Despite having only come to serve on the Board part way through 2009 my observation is that there has been a commendable effort to navigate the difficulties of this year. A notable feature to me, a great deal of adaptation and personal growth. I can testify there was no shortage of effort or want to seek amicable solutions.

The General Manager's input I have noted separately. The role has been both critical and pivotal. He brought a wide knowledge/experience base and a clear understanding of the role of structure. But as importantly, he showed the ability to adapt both to a new organization and a less than ideal start up environment.

It has been a contentious season and I encourage all to use the close of the season to leave any 'baggage' behind in 2009. We were below our best in 2009 and we have a great deal to give to our communities.

As the season closes I have some regret that my input has had a limited affect and, at times, a negative affect. But overall I have found these are exceptional times and there has been a decent effort made by Board, staff and members to work through the difficulties. I have faith that progress has been made for the future and, regardless of how confronting it has been, I see positives.

A special acknowledgement to all who, through this unsettling year, have carried on regardless. Referees, Councils, Judiciary, Appeals and those at the 'coalface' whose steady contributions helped maintained the core operational continuity during 2009.

Alan Chow



CORPORATE VICE-PRESIDENT

POLICY DEVELOPMENT & NEW CLUBS

Two applications for the establishment of new clubs were made to ESFA this year. The exercise of considering these applications has raised important issues about the sort of clubs that should be supported by the Association. I suggest there are six key points.

VALUING PARTICIPATION & COMPETITIVENESS

ESFA manages football at a local club level in the eastern suburbs. It is important that attention is paid to having leagues that as much as possible enable teams of equal ability to play each other and to enjoy serious competitive contests. This, of course, suggests that teams that encourage player development and seek to win be encouraged. Having said this, it is equally if not more important that clubs create teams that enable players of diverse abilities to participate in organised football. The Association does not desire clubs that exclude prospective players based on player ability. This means the Association encourages clubs that actively establish teams to play across multiple divisions.

CONTINUITY

The most important people who enable local club football activities are the volunteer coaches, team managers and club officials. We should, of course, encourage new people to take on these roles but we should recognise and value those who have had these roles for many years. The knowledge and skills gained from the experience of planning and managing teams, age groups and whole clubs season after season is central to strengthening the quality of local football. A logical follow-on from this is that the Association then desires clubs that have continuity in coaches, team managers and club officials. This does not mean that it is not important for experienced officials to encourage and mentor new people to succeed them.

GOVERNANCE & ADMINISTRATION

To put teams on the pitches for training and matches season after season requires solid governance and administrative structures and processes. A key issue is whether the size of a club is a factor in determining the quality of governance and administration. Should the Association encourage clubs to reach a size that enables them to invest in paid administrative services; to have a sufficient number of volunteers and a decent website?

COACHING AND PLAYER DEVELOPMENT

Football participation at whatever level is enhanced when players and teams know they are improving their ability through quality coaching. The Association desires clubs that are able to invest in, or co-operate with, initiatives that enable coaches to receive advice, support and pursue qualification pathways.

GROW EXISTING CLUBS

There are currently 26 clubs registered with ESFA. They range from several with over 100 teams to several with just one team. Should the Association not allow the entry of new clubs and instead favour growing existing clubs? If senior clubs decide to form junior teams for the first time, it is desirable they grow gradually with new players from under 6 onwards, because the likelihood is that players from older age groups in the junior competition will have already been with existing clubs.

NEW CLUBS

The ESFA constitution currently had a rule that any new club cannot form teams with more than three players previously registered with another local club. The rationale for this rule is that new clubs should create a new player base rather than re-align the existing player base. This raises questions about whether it is possible for existing players to pursue something new. Should the Association take the position that change can be pursued by seeking to reform their existing club, or moving to another club that is already established?

SMALL-SIDED GAMES

Initial leadership for small-sided games in the eastern suburbs came largely from club officials. Andrew Field and George Phillips have for over three years been arguing for this change of curriculum towards small-sided games. In 2007 Maroubra FC took the initiative and implemented a trial for the under 6 boys.

There were two schools of thought at ESFA Board level during 2008 about supporting small-sided games. One line of thinking was that ESFA should take on a micro-management role. And this led to advice that ESFA would help recruit Head Coaches, Hub Co-ordinators, acquire and supply goalposts and other gear. With this line of thinking there was an idea that ESFA should have a SSG Co-ordinator who would play a hands-on role supervising activities at various hubs. Another line of thinking was that ESFA should concentrate on SSG governance, and develop medium-term strategies for coaching support.

With Maroubra's third year of SSG and other clubs in their second year and all of us now agreeing to expand SSG in the coming years to the under 9's, 10's, and 11's, it is clear that ESFA should take on a 'competition' planning and management role. My line has been that while ESFA must exercise leadership, the most valuable knowledge and skill for SSG lies with the club officials. It is a testament to the depth of knowledge, skill and commitment that lies in clubs that small-sided games have, to date, been successful in the eastern suburbs. We should strike the right balance between ESFA and club leadership. Having said this, it is important that we are working with common SSG guidelines across the eastern suburbs.

This year I proposed to clubs for under 8 girls and boys upwards that ESFA plan and manage the 2010 SSG 'competition' in a similar way to the older age groups. For the under 6's and 7's flexibility with the draw is important to enable adjustments according to the availability of players on match days. Therefore, I proposed for the 6's and 7's that clubs choose whether they or ESFA staff plan and manage the draws. It was suggested by some clubs that ESFA should manage the competition from under 7's. This motion was voted upon and a majority of clubs agreed that for 2010 the under 6's and 7's stay in-hub. ESFA staff can, in any case, take responsibility for planning and managing gala days and other special events.

I think it is important that ESFA recruit a Technical Director who, among other things, should organise advice, support and development activities for SSG coaches. We should support the Junior Girls and Boys Councils to discuss SSG issues henceforward. But we should have a SSG Technical Committee. This could have between three and six volunteer members and be supported by ESFA staff. This Committee should draw on the ideas and issues that have been raised over the last 12 months in the series of SSG meetings that I have convened and focus on implementation. This means working out the details of the structures and processes that should be further developed.

REPRESENTATIVE FOOTBALL (BOYS)

I chaired a Working Party to review ESFA's role in both Metro and Youth League. I am grateful to Andrew Field and George Phillips who devoted time for a series of early morning meetings and liaison with Sydney University SFC.

Firstly, let me acknowledge the work of former ESFA Board members Sean Fenton and Roy Belcher who did much to advance representative football in the eastern suburbs over the last six years. In particular they forged a close working relationship that led to a Memorandum of Understanding between ESFA and Sydney

University SFC. A joint committee was established with representatives from ESFA and Sydney University SFC that managed boys teams in both the Metro and Youth League. The ESFA community owes a huge debt of gratitude to George Lundy, Ron Hoenig and Tom Adams who as ESFA representatives on this joint committee invested an enormous amount of volunteer time. Among their many tasks, they oversaw the recruitment, selection and appointment of coaches and players; and organising high quality training and match ground facilities. And in 2009 the youth league teams won their club championship and were promoted to Super Youth League for 2010. Congratulations! This success is just one testament to their efforts.

In 2009 the term of a second MOU expired. I believe it is in the interests of both Sydney University Football Club and elite youth players in the eastern suburbs that ESFA and SUFC continue to have a close working relationship. But I recommend the nature of the relationship be renewed and re-negotiated.

Firstly, it is important that the ESFA Board and staff take on a more direct role in managing Metro teams. I am grateful to Andrew Field and George Phillips who have collaborated with me to oversee the selection of players and coaches for the 2010 season. George has taken on the role of Metro Convenor and has established a number of structures and processes that reflect his professionalism and integrity. Secondly, there are various possibilities in the coming years for ESFA to support the efforts of Sydney University SFC continue the development of its Youth League teams.



GENERAL MANGER'S REPORT

"THE GOOD, THE BAD AND THE UGLY"

If "ESFA 2009" was a movie then this would be the title. 2009 has been a really, really tough year for the Eastern Suburbs Football Association (ESFA). It has been at times, difficult, divisive, vindictive and just extremely unpleasant. However, despite all that, I believe it has also been a very good year for ESFA in many other ways. Much has been resolved, problems identified and worked through, relationships improved or at least the healing commenced. In time 2009 can be seen as a real watershed year in ESFA's history.

Coming to the organisation new, just prior to the 2008 AGM, I knew there was some troubleshooting to do. I didn't quite expect what unfolded though. Following is a short record of the year that was.

SETTING THE SCENE FOR 2009

Accounting Systems And Financial Management

The 2008 season ended in over \$250,000 worth of invoices to ESFA clubs not paid and/or "in dispute". This proved a daunting task and much of my early months was spent reconciling and negotiating payments. This was extremely difficult without having knowledge of the circumstances.

What did become obvious however, was that this situation had occurred due to poor accounting procedures and lack of timely communication to reconcile accounts and resolve disputes. Lapsed time will always change the perspective of all parties and make reconciliation harder.

I am pleased to report that ESFA has made a huge effort and improved our accounting systems and related communications. I hope clubs have recognise and appreciate the improvements. Quantitatively we have reduced outstanding payments to approximately \$60,000 at the same time in 2009 and will actually have reduced that figure to about \$10,000 by the 2009 AGM. More work will continue to improve these systems and to achieve even better results with far less labour intensive negotiation and processing by club officials and ESFA staff.

ESFA Board Meetings

My first Board meeting was a 6 hour marathon and most Mondays from December last year to March this year were spent in the ESFA Board Room as late as mid-night. Long & difficult meetings, but necessary due to the work to be done and problems to be solved.

The resignation of Treasurer, Jim Zammitt on 20 February, in rather acrimonious circumstances, distracted the Board's focus. This became more

problematic on March 1 when Michelle Bogatyrov also resigned for personal reasons. The Board was reduced to only 3 of 5 positions and it struggled ahead under-resourced until 20 April when Alan Chow and Jon Wightwick joined.

These two situations describe the operating environment that ESFA has operated, off the field, for all of 2009. It is in this environment that the following "major moments" occurred. Each of the "major moments" has entailed significant problems, breakdowns in policies and procedures and disconnection of the relationships and trust between individuals, clubs and ESFA itself.

The good news is that, in each problem, we have reviewed and renewed policies, overhauled and improved structures, systems and rules and started to plan for new growth and development. It is a shame that we needed such a catastrophic jolt to the "people side" of the business to arrive at the good. We are now re-building those relationships, the people connections are coming back together and signs are that they will be stronger and better. But that rebuilding is a long road, albeit the most important journey to ensure ESFA's operations and improvement plans stay on track.

MAJOR MOMENTS

The Major Moments of 2009 to which I refer include

Creation of the ESFA Referees Branch

Much has been written elsewhere and previously about the breakdown of the relationship with the former Referees' organisation here in the Eastern Suburbs. I was not here and so am unable, and unwilling to comment further. What I do know is that from the start of my tenure, one of the greatest tasks I had was management responsibility for creation of the new Referees Branch.

With great direction and leadership from the Board and the Referees Task Force (Peter Hennessy, Chris Conway, Bob House and David Lewis) ESFA negotiated and gained support and endorsement of Football NSW

(FNSW) for what we were seeking to set up.

Then, in collaboration with David Lewis, I had responsibility for recruiting a full-time Referees Coordinator. Adam Gwynne, gave us great interim assistance until we recruited Adam Giles for the role, which we understand is the first of its type in Australia at district level. We then set about building a branch, creating leading edge systems for appointments and payments of referees and supporting a Referees Standing Committee (RSC) which was creating policy and procedure.

I am indebted to all members of the RSC for their work and in particular I need to commend David Lewis on an outstanding contribution to the establishment of the new branch. The results delivered by that Branch are documented in these reports and there are not enough superlatives to truly describe the contribution made by David Lewis to achieve what we have this year.

2009 Player Fees

The release of the 2009 ESFA Player Fees proved pivotal for all the wrong reasons. The ESFA Board took what was a bold, and I believe, a sound decision to move from "per team" entry fees to "per player" registration fees. Ongoing this system gives ESFA and clubs greater certainty for budget planning and easier and more accurate accounting.

However the Board was late in presenting this new fee system and did not sell it well to clubs. A significant reaction by clubs led to quick negotiations and recalculations and an amended fee schedule.

Regrettably the Fee Schedule for Small Sided Games players was subsequently again rejected by many clubs involved in those programs. What followed was a bitter, protracted and at times, highly personal battle between the Association and some clubs over the SSG Fee. ESFA moved relatively quickly to address the concerns of clubs and drastically reduced the fees to cover compulsory "on-payments" plus an almost token payment to ESFA. Most clubs accepted this compromise but the dispute remained with 3 clubs. The final two clubs disputing remained defiant and resistant to ESFA's best and most conciliatory negotiations. Both required the ESFA Board to, reluctantly and as a last resort, initiate disciplinary action under the ESFA constitution.

Against the Pagewood Botany Football Club the disciplinary action was withdrawn after FNSW agreed to a very late request to moderate between ESFA and the club. At the end of this process ESFA received full payments for all SSG players at the agreed compromise fee.

Similar disciplinary action against the Queens Park Soccer Club remains ongoing at the time of writing this report but I remain optimistic that we may achieve a resolution before the AGM. The important thing, without

dwelling on the difficulties and the severe personal trauma endured in leading this process, is that we must never let things deteriorate this far again.

The Board has, on several occasions, publically stated that, with hindsight, better planning and preparation the entire "2009 Fee Schedule Issue" could have been avoided. Many of those sentiments have now been enshrined in the new constitution and related policy and procedure. The requirements for approval by ESFA Clubs on budget and the fee schedules in December each year will also move us to greater certainty of process and outcome.

ALL ESFA Clubs however also have a role to play in this matter. Clubs must

- understand and accept the Football Federation of Australia (FFA) rules and principles of registering all players participating within all club programs
- understand and accept that compulsory fees, levies and charges imposed by national (FFA) and state bodies (FNSW) are – **compulsory and not negotiable**
- understand that an organisation of the size and complexity of ESFA will have overhead and infrastructure costs that must be met but may not be directly attributable on a per player basis to a direct service delivery. Decisions on amortising those costs must be collectively made, and then adhered to by all.

2010 will be a better year as far as ESFA's budget and fee setting processes go. The Board and staff have already started on this and will present to the new ALL CLUBS meeting in December.

The Bondi United Boycott

Another one of those issues that did not do anyone any good throughout 2009. BUT it was a catalyst for change that has resulted in great progress.

The Board has publically accepted that they could / should have managed the new application process differently and better. However, bottom line is that the outcome, a bitter and divisive boycott of children's sport, was certainly the ugliest of all incidents that occurred in ESFA this year.

Notwithstanding the Board's expression of regret over their processes, the situation proved that ESFA needed to review / debate and resolve broad issues around the types and structures of clubs our Association should have as members. We also needed to review, and codify, the process by which ESFA, as an entire organisation, admitted and accepted member clubs. Both of these outcomes were undertaken and achieved in the Constitutional Review.

The Association however, must be alert to never allow any matter to deteriorate to the level where any group within the organisation resorts to the deplorable tactics of boycotting junior matches as a strategic action to achieve a desired administrative or political decision.

ESFA Constitutional Review

This process was motivated, and almost mandated, by some of the ugliest and worst issues that ESFA endured however I believe that the exercise and outcome was one of ESFA's greatest achievements for this year. In leading this process throughout the year I endeavored to ensure that there was benefit in the process - ie the consultation & debate - as well as in the outcome - ie constitutional amendment.

What ESFA has achieved at the end of this process is greater collective understanding and agreement on matters of critical importance to the Association. That collective agreement is codified in the new constitution to give understanding, clarity and process to the directions that ESFA as an organisation wishes to pursue.

The main areas reviewed, debated and amended were

- Entry of new clubs to ESFA
- Movement / expansion of ESFA clubs into new competition areas
- An expanded and modernised Board that allows for greater continuity and broader sharing of Board responsibilities
- The rights and responsibilities of the Member Clubs over key ESFA decisions such as budgets, fees and entry of new clubs.
- Improvements in the management of the association's and club's cash flows

The one big area remaining that has been debated, but not yet codified, is that of voting rights and proportional representation of clubs at the key ESFA meetings. I am extremely confident that the AGM will resolve the final issues and add to the new constitution the rules and processes that clubs are seeking in this area.

Sydney FC Relationship & the Premier League Grand Final

This is one area where ESFA has achieved and progressed this year without the stimulus been a negative event. Through continuing communication, negotiating and relationship building ESFA, represented at various levels by Peter Hennessy, Jon Wightwick, Taleah Neowhouse and myself, has established a strong and progressive relationship with Sydney FC. ESFA is one of only three Associations that have a signed "community partnership agreement" with Sydney FC.

That was negotiated and signed this year. I believe we were also successful in steering them towards a belief that Sydney FC should have a "special" relationship with ESFA because we share the same geographical location.

The pinnacle of this relationship was reached with the playing of the ESFA Premier League Grand Final at the Sydney Football Stadium. For those players, clubs and officials involved I am sure that we achieved an event that will be memorable across their entire sporting career. ESFA also achieved a lot of goodwill and very positive relationship building through the related media and hospitality running off this event.

Of equal importance however, the Sydney FC - ESFA relationship delivered to ESFA Club's and members

- Special "Match Day" experiences for junior players, coaches and parents
- Discount & complimentary tickets with value added offers through the Sony Sky Blue promotions
- Special "Free Membership Packages" for ESFA clubs to use as prizes and awards

This relationship is ongoing and further developing. I have recently met with Stefan Kamatsz, in his new role of Head of Football at Sydney FC, to commence the planning for an even more beneficial relationship in coming years.

ESFA External Relationships

This has certainly been one area that has suffered in recent years due to a range of issues, details of which are not for this time and this report. What is more important to report at this time of year is that:

- The Mayor of Randwick has invited the ESFA President and myself to meet him and the General Manager of Randwick City Council in early December
- I have recently met with 2 Divisional Directors of Botany Bay City Council (BBCC) to resolve issues previously outstanding between ESFA and BBCC. We have also started a dialogue that I hope will lead back to a positive relationship between us and council.
- Our relationship with FNSW remains strong and direct. I have a strong and direct relationship with FNSW Senior Management, ESFA Staff all relate well with their operational counterparts at FNSW and our Board Members are known, recognised and respected by FNSW Board members and officials.

ESFA's Greatest Asset - It's People

While I have left this to last to report on, it must be recognized that the most important asset of ESFA, like any organisation, is its people. For us, our players (junior & senior), club officials, match officials, ESFA

Association officials and of course Board Members and Staff are the most important elements of the Association.

To our all our current Board Members - THANK YOU for your leadership & support. Others will judge every decision on its merits based on external results. I am aware however of the effort and process gone through to achieve those decisions; the difficult circumstances in which many of them were made and above all the collective learning and development that has occurred. The Board Room has changed from a place of negativity and crisis management to one of planning and forward development. The Association is showing signs of growth, building and optimism. I am delighted to have worked with Peter Hennessy and this Board in starting the redirecting of ESFA.

To the ESFA Staff I reserve my greatest thanks and admiration. The last of the "temporary staff" that was there when I started in October 2008 - Peter Grunfeld & Marc Coughlin did a great job under hugely difficult circumstances.

The new staff that I have been able to recruit and appoint this year, Taleah Neowhouse and Adam Giles have excelled and grown in their roles, worked over and above the call of duty and risen above all expectations, to get ESFA through a tough year and to the point where we can plan and improve processes for an even better, and certainly easier, 2010.

Aaron Dibdin joined the team late in the year and has added valuable additional skills, effort and insights. Greg & Darren, two of our junior referees, who also do some casual hours in the office have all added up to a great team of professional sports managers that ESFA can be both confident in and proud of.

And I must extend a special thank you to two "external suppliers" who have worked far beyond a normal commercial relationship.

To Paul Mavromatis of Klem's Awards: Paul is also a Life member of ESFA and has given tremendous services to answer strange request and to meet very short deadlines to get a large volume of awards, trophies and special presentations ready for ESFA over the last 12 months.

To Karen Shirley, ESFA's consultant accountant: Karen has contributed many hours beyond her contract and a level of service and commitment way above a commercial provider to assist ESFA with our accounts processing over the last 2 years as well as advising and guiding ESFA through the review and improvements in our accounting processes and structure.

MORE TO DO ...

In conclusion I will go back to where I started this, rather lengthy report .. **"The Good, the Bad and the Ugly"**.

The **BAD** and the **UGLY** have been discussed and well documented. That is where they should end. They will be part of our history, and certainly we need to learn from them but we must not dwell on them.

The focus must be on the **GOOD** and we must continue to grow in 2010. Things that must be high on our objective list will include

- Bedding down the role, and maximizing the effectiveness, of the Association's Technical Director, whose job is currently being advertised
- Developing ESFA's competition offerings to meet, and in fact stimulate demand from our community. This includes, meeting club and player expectations in SSG support, expanding the men's & women's O/35 competitions, expanding female participation at all levels and commencing offerings for indigenous players and players with special needs.
- Bedding down and ensuring that the new rules, procedures and structures implemented this year are effective, correct and sustainable
- Improving the Association's effective use of technology - including developing a new ESFA website; a modern voice mail system and on-line communication with our members
- Consolidating the new developments of 2009 including the gains made by the ESFA Referees Branch; the new "joint venture club" that takes ESFA into women's & girls representative football; and the boys Metro League program as a complete ESFA run program
- Developing and improving administrative systems so that they truly become the support to our main game and not the main focus of activity for our hard working volunteers and staff.

Looking forward, 2010 promises to be an exciting year for ESFA and possibly even more so, because of the hard work that we have all done in 2009.

Jeff Saul

General Manager
19 November 2009



EASTERN SUBURBS FOOTBALL ASSOCIATION

2009 HIGHLIGHTS

- Establishment of ESFA Referees Branch pushed match coverage from 42% (2008) to 93% (2009)
- Premier League Grand Final played at Sydney Football Stadium on Sunday 30 August as curtain raiser to Sydney FC v Wellington Phoenix in Hyundai A-League
- Under 6s (SSG) Gala Day held at Entertainment Quarter
- Technical Director position established to lead Football skills development in ESFA
- 1.8% increase in total player registrations when external factors were putting pressure on registration growth
- Creation of Girls' U/11 competition
- Running of Joint Competition with North West Sydney Women's Football for ESFA's top 4 All Age Women's teams
- Establishment of "Joint Venture Club" between ESFA and UNSWFC for entry to Women's Super League and Girl's Super Youth League in 2010
- Review and restructure of ESFA's Boys' Metro League Program for 2010
- Major consultation with clubs leading to revised ESFA Constitution and competition formats
- Recruitment and development of stable and professional ESFA "staff team"



FINANCIAL REPORT

FOR 1 OCTOBER 2008 - 30 SEPTEMBER 2009

TREASURER'S REPORT

2009 was yet again a challenging year for ESFA and their finances however I'm glad to report our operating surplus (income less expenses) is \$21,135.50.

I was elected to the ESFA Board as Treasurer in April 2009 and therefore had no prior input into the forward financial planning for 2009. The Association had been operating for approximately 4 months without a Treasurer when I assumed responsibility. With no adequate operational handover from the previous Treasurer, the task was always going to be a difficult one.

As Treasurer my goal was to stabilise the current financial position, review all operational matters with the General Manager and reach the end of the financial year in a positive position, which has been achieved. I will let you review the operation facts and figures in the General Manager's financial report below. Please note the Treasurer/Director of Finance role is a strategic overview planning role, rather than a hands on day-to-day operational role, as detailed in the constitution. I believe the appointment of a qualified accountant to this role going forward will significantly benefit the Association.

I have worked closely with the General Manager throughout the year and have every confidence that he will make a positive impact in all business areas, including frequent review of all operational and financial matters.

I have decided not to stand for re election to the Board as Treasurer as I feel my business skills would best serve the Association in other areas. I have been nominated for the Special Projects role going forward, where I hope to continue to influence business development at ESFA.

In closing I would like to thank my fellow Board members as well as the entire ESFA Team for their outstanding work during what has been, on occasions, a difficult year.



Jonathan Wightwick
Treasurer

FINANCIAL OPERATIONS REPORT

As the Treasurer has referred to above, 2009 was a difficult yearly financial - both in terms of the numbers and in the processes & procedures. The year was marked by the elected Treasurer, Jim Zammit finding difficulties in filling the role and eventually resigning 3 month into the New Year. His departure was acrimonious and hand-over of the role did not really occur. Nor had the plans for the Treasurer to work with the General manager to review and improve ESFA's financial systems.

The Association's financial management was kept going by myself and ESFA's consultant accountant, Karen Shirley. After being elected late in April 2009 the new ESFA treasurer, Jon Wightwick started working with me towards improving those systems and processes.

Strong improvement has being made and ESFA's Accountant & myself are well advance with development & improvement places. However we are some 6- 9 months behind where we would have liked to be at this time. The mission for 2010 is to focus more in this area and to accelerate the improvement plan.

For 2009 the following notes should be ready in conjunction with the Audited Financial Statement that follows.

BOTTOM LINE

The Income Statement for 2009 showed a surplus of \$21,135.50. This was a very pleasing result when compared with the loss of \$69,286.28 for 2008.

This result has been achieved through a 16.5% lift in Association revenue while holding cost increases to 6.6%. There is room for further cost improvements in 2010 via greater efficiencies in areas such as Ground Hire and Employment Expenses. Revenues can grow in areas such as Sponsorship and through growth of participation numbers in all Association competitions and other programs - winter & summer.

RECEIVABLES & CASH

Some indicators of ESFA's improved financial health as at 30/09/09 (compared to 30/09/08) are

- Cash at Bank \$111,418 (2008: \$40,006);
- Trade Receivables \$57,522 (\$234,688)
- Current Liabilities \$104,278 (\$154,890)

ADMINISTRATIVE INCOME

This Income Item includes "Fines" (\$ 9560) and income from the sale of tickets for the 2009 Premier League Grand Final (\$6798)

GROUND HIRE

Ground Hire & Ground Maintenance Costs for the Winter Competition shows a net loss of \$54,970.

Included in this figure however the extraordinary expenditure items of

- Botany City Council for Ground Hire \$25,000
2005-2008
- ESFA hire of Grounds for \$9,000
Final Series Matches and other
ESFA purposes

The actual loss due to excess hire of grounds (not used) was only \$20,000 which included \$10,000 paid to Marrickville Council for bookings of Tempe Reserve that were then not used by ESFA. This over-booking of grounds in Marrickville Council (from ground tendering made in 2008) has already being rectified for 2010. In excess of \$10,000 was also paid for Maintenance of Grounds (line marking & minor works) that is not provided by Councils

The final and total deficit on Ground Hire compares favourably with 2008 figures which exceed \$28,000 in deficit. Further and continuing vigilance needs to be paid to Ground Hiring by ESFA. Practices are already being put in place to ensure this and Councils are also altering procedures which may see Ground Hire and resultant payments become a more direct matter between clubs and councils.

REFEREES

The figures on "Referees" bear little comparison between 2008 and 2009. The establishment of the ESFA Referees Branch saw referee coverage grow from 42% to 93% of games. ALL referees income and expenditure is now passed through ESFA accounts and no longer requires accounting and financial transactions with a "third-party service provider".

The "Net Cost of Refereeing Services" on the ESFA accounts loss of \$32,498 in 2008 to a loss of \$12,564 (excluding the cost of the Referee's Coordinator).

Against that loss the following can also be accounted

- Provision for GST payable to ATO \$12,162
- Uniforms & equipment for re-sale \$3,369

These would show ESFA recording a surplus from the operations of providing refereeing services. ESFA is seeking advice regarding the GST payment. If it is payable ESFA has provisioned for it in these accounts. If not it will provide a "windfall revenue" for the Association. If it is ruled that ESFA must charge GST on "Referee Charges" then this increase cost will flow through to clubs from 2010 onwards as occurs with all other GST charges.

SPONSORSHIP & COMMISSIONS

\$8,200 is a positive outcome in this category for 2009 after receiving no recorded income in this area in 2008. However ESFA can, and must, greatly improve its ability to achieve income in this category.

While sponsorship will continue to be hard to attract, "commissions" for services and sales generated through the Association is an area that can, and should be aggressively pursued in 2010.

TEAM FEES / AFFILIATION FEES

This expense continues to be the major expense of the Association. It represented 31.6% of ESFA expenses in 2009 (down from 32.1% in 2008).

This figure refers to compulsory payments for all players made to FFA for national levies ; FNSW for state capitation fees and FNSW for player insurance

AWARDS & PRIZE MONEY

Made up of

- Premier League Prize Money \$13,200
(inc \$2,700 from 2008 competition)
- Trophies & Awards (all competitions) \$18,750

EMPLOYMENT EXPENSES

This expense figure is a pleasing result for 2009.

The total for 2009 was \$28,531 more than 2008 however the 2009 figure included

- Salary for an additional full time employee (Referees Coordinator) for 9 months
- Continuing high cost for contracted employment services for Competition Management (October - December 2008) and Consultant Accountant for the full year.

ESFA will show greater efficiencies in employment costs in 2010 due to improvements already in place with staff employment and more appropriate and effective use of contracted services.

CURRENT ASSETS

The Current Assets shows a position of far greater financial health than has been evident in ESFA for some years. This includes

"Other Receivables" of \$836 which are Commissions from Rebel Sports paid as "Retail Credits".

Good Held for re-sale of \$8,396 which includes Match balls, Referees Uniforms and other Training Equipment all of which will be saleable in 2010.



Jeff Saul
General Manager

**Eastern Suburbs Football Association Inc.
Committees' Report**

Your committee members submit the financial report of the Eastern Suburbs Football Association Inc. for the financial year ended 30 September 2009.

Committee Members

The names of committee members throughout the year and at the date of the report are;

Current Members

Peter Hennessy	President
Alan Chow	Vice-President
Rick Flowers	Corporate Vice President
Peter Krieslier	Vice-President Football
Jon Wightwick	Treasurer

Principal Activities

The principal continuing activities of the association in the course of the financial year were the fostering and control of the game of association football within the boundaries of the Eastern Suburbs as determined by Football NSW.

Operating Result

The operating surplus for the year was : \$ 21,135.50

Significant Changes

No significant change in the nature of these activities occurred during the year.

Dividends

The Constitution, Articles & By-Laws of the association prohibit the payment of dividends, accordingly no dividends have been provided for or paid during the financial year.

After Balance Date Events

No matters or circumstances have arisen since the end of the financial year which significantly affected or may significantly affect the operations of the Association the results of those operations, or the state of affairs of the Association in future financial years.

Likely Developments and Results

There are no known likely developments, other than referred to in this report, that would have a material impact on the association or its operations.

Indemnifying Officers or Auditor

No indemnities have been given or insurance premiums paid, during or since the end of the financial year, for any person who is or has been an officer or auditor of the entity, other than as set out below.

During or since the financial year the Association has paid premiums to insure all committee members against liabilities for costs incurred by them in defending any legal proceedings arising out of their conduct while acting in the capacity of committee member of the Association other than involving conduct involving a wilful breach of duty in relation to the Association.

Signed in accordance with a resolution of the Members of the Committee.



Peter Hennessy
President



Jon Wightwick
Treasurer

Signed at Sydney this 25th Day of November 2009

Eastern Suburbs Football Association Inc.
Income Statement for the year ended 30 September 2009

	Note	Sept 2009 \$	Sept 2008 \$
Income			
Administrative Income		16,413.86	12,397.25
Clinics & Academies		20,122.24	35,684.51
Equipment Sales		5,141.84	8,476.86
Ground Hire		74,727.62	92,326.01
Interest Received		787.97	3,530.58
Referee Income			
Team Fees		121,615.89	65,936.50
Administration Fees		11,826.68	-
Uniforms & Equipment		9,444.45	-
Sponsorships & Commissions		8,200.30	-
Team Fees			
Winter Competitions		800,270.56	693,016.62
Summer Sixes		45,827.96	42,630.85
Beach Soccer		6,900.75	8,876.29
		<u>1,121,280.12</u>	<u>962,875.47</u>
Expenditure			
Administration Expenses		(8,591.77)	(8,274.21)
Advertising & Promotion		(4,597.73)	(9,133.53)
Affiliation Fees		(347,708.09)	(330,754.77)
Amortisation & Depreciation		(6,783.83)	(6,394.90)
Audit Fees		(8,030.95)	(5,507.50)
Awards & Prize Money		(31,951.38)	(28,657.45)
Bad Debts		-	(3,000.00)
Beach Football Costs		(6,574.94)	(1,947.63)
Clinics & Academies		(19,193.27)	(55,343.40)
Competition Entry Fees		(363.64)	-
Doubtful Debts Provision		9,000.00	(14,000.00)
Employment Expenses		(266,178.81)	(237,647.81)
Functions & Meetings Costs		(2,914.04)	(2,970.43)
Ground Hire			
Competition & Training		(119,500.28)	(127,245.30)
Maintenance		(10,198.05)	(6,114.54)
Other		-	(1,000.00)
Insurances		(3,198.31)	(3,293.76)
Interest Paid		(280.00)	-
Legal Fees Paid		(1,735.27)	-
Licence Fees		(7,519.09)	(1,580.91)
Maintenance & Repairs		(7,384.19)	(5,377.01)
Player Equipment		(14,713.24)	(23,732.57)
Postage, Printing & Stationery		(16,407.82)	(14,884.46)
Referee Expenses			
Referee Fees		(138,437.00)	(98,435.36)
Uniforms & Equipment		(10,479.99)	-
Administration & Other		(6,534.55)	-
Rental Expense		(31,662.91)	(35,437.10)
Small Sided Games Support		(1,080.55)	-
Summer Sixes			
Awards		(795.38)	-
Player Insurance		(12,972.82)	-
Referees Fees		(15,070.00)	(1,416.00)
Staff Training & Amenities		(1,189.10)	(1,392.27)
Telephone & Communications		(7,097.62)	(8,620.84)
		<u>(1,100,144.62)</u>	<u>(1,032,161.75)</u>
Profit/(Deficit) before income tax expense		21,135.50	(69,286.28)
Income tax expense	1	-	-
Profit/(Deficit) after income tax		<u>21,135.50</u>	<u>(69,286.28)</u>
Accumulated Surplus brought forward		76,617.58	145,903.86
Accumulated Surplus carried forward		<u>97,753.08</u>	<u>76,617.58</u>

The accompanying notes form part of this financial report

**Eastern Suburbs Football Association Inc.
Balance Sheet as at 30 September 2009**

	Note	Sept 2009 \$	Sept 2008 \$
Current Assets			
Cash and Cash Equivalents	2	112,808.26	40,597.93
Trade and Other Receivables	3	78,971.18	239,022.68
Inventories	4	8,396.64	-
Total Current Assets		<u>200,176.08</u>	<u>279,620.61</u>
Non-current Assets			
Property, Plant & Equipment	5	13,943.43	16,327.26
Total Non-current Assets		<u>13,943.43</u>	<u>16,327.26</u>
Total Assets		214,119.51	295,947.87
Current Liabilities			
Trade and Other Payables	6	104,278.01	154,890.62
Provisions	7	5,750.00	-
Deferred Revenues	8	-	46,939.67
Total Current Liabilities		<u>110,028.01</u>	<u>201,830.29</u>
Non Current Liabilities			
Provisions	9	18,500.00	17,500.00
Total Non-current Liabilities		<u>18,500.00</u>	<u>17,500.00</u>
Total Liabilities		128,528.01	219,330.29
Net Assets		<u>85,591.50</u>	<u>76,617.58</u>
Members' Funds			
Accumulated Surplus		97,753.08	76,617.58
Total Members' Funds		<u>97,753.08</u>	<u>76,617.58</u>

The accompanying notes form part of this financial report

Eastern Suburbs Football Association Inc.
Cash Flow Statement for the year ended 30 September 2009

	Note	Sept 2009 \$	Sept 2008 \$
Cash Flow from Operating Activities			
Receipts from customers		1,402,223.12	847,334.57
Payments to suppliers and employees		(1,327,400.76)	(962,570.01)
Interest received		787.97	3,530.58
Net cash provided by/(used in) operating activities	10(b)	<u>75,610.33</u>	<u>(111,704.86)</u>
Cash Flow from Investing Activities			
Payments for property, plant & equipment		(4,400.00)	(8,689.69)
Net cash provided by/(used in) investing activities		<u>(4,400.00)</u>	<u>(8,689.69)</u>
Cash Flows from Financing Activities			
Club bonds received		1,000.00	-
Club bonds refunded		-	(500.00)
Net cash provided by/(used in) financing activities		<u>1,000.00</u>	<u>(500.00)</u>
Net increase in cash held		72,210.33	(120,894.55)
Cash at beginning of year		40,597.93	161,492.48
Cash at end of year	10(a)	<u><u>112,808.26</u></u>	<u><u>40,597.93</u></u>

The accompanying notes form part of this financial report

Eastern Suburbs Football Association Inc.
Notes to the financial statements
for the year ended 30 September 2009

Note 1: Statement of Accounting Policies

This financial report is a special purpose financial report prepared in order to satisfy the financial reporting requirements of the Associations Incorporation Act New South Wales. The committee has determined that the association is not a reporting entity.

The financial report has been prepared on an accruals basis and is based on historic costs and does not take into account changing money values or, except where specifically stated, current valuations of non-current assets.

The following material accounting policies, which are consistent with the previous period unless otherwise stated, have been adopted in the preparation of this financial report

a) Income Tax

No provision for income tax has been raised as the entity is exempt from income tax under Section 50-45 of the Income Tax Assessment Act 1997.

b) Inventories

Inventories are measured at the lower of cost and net realisable value.

c) Property, Plant and Equipment (PPE)

Leasehold improvements and office equipment are carried at cost less, where applicable, any accumulated depreciation.

The depreciable amount of all PPE is depreciated over the useful lives of the assets to the association commencing from the time the asset is held ready for use.

Leasehold improvements are amortised over the shorter of either the unexpired period of the lease or the estimated useful lives of the improvements.

d) Impairment of Assets

At each reporting date, the entity reviews the carrying values of its tangible and intangible assets to determine whether there is any indication that those assets have been impaired. If such an indication exists, the recoverable amount of the asset, being the higher of the asset's fair value less costs to sell and value in use, is compared to the asset's carrying value. Any excess of the asset's carrying value over its recoverable amount is expensed to the income statement.

e) Employee Benefits

Provision is made for the association's liability for employee benefits arising from services rendered by employees to balance date. Employee benefits have been measured at the amounts expected to be paid when the liability is settled.

f) Provisions

Provisions are recognised when the association has a legal or constructive obligation, as a result of past events, for which it is probable that an outflow of economic benefits will result and that outflow can be reliably measured. Provisions are measured at the best estimate of the amounts required to settle the obligation at reporting date.

g) Cash and Cash Equivalents

Cash and cash equivalents include cash on hand, deposits held at-call with banks, other short-term highly liquid investments with original maturities of three months or less, and bank overdrafts. Bank overdrafts are shown within borrowings in current liabilities on the balance sheet.

Eastern Suburbs Football Association Inc.
Notes to the financial statements
for the year ended 30 September 2009

1 Statement of Accounting Policies (continued)

h) Revenue and Other Income

Revenue is measured at the fair value of the consideration received or receivable after taking into account any trade discounts and volume rebates allowed. For this purpose, deferred consideration is not discounted to present values when recognising revenue.

Interest revenue is recognised using the effective interest rate method, which for floating rate financial assets is the rate inherent in the instrument. Dividend revenue is recognised when the right to receive a dividend has been established.

All revenue is stated net of the amount of goods and services tax (GST).

i) Leases

Leases of PPE, where substantially all the risks and benefits incidental to the ownership of the asset, but not the legal ownership, are transferred to the association, are classified as finance leases.

Finance leases are capitalised by recording an asset and a liability at the lower of the amounts equal to the fair value of the leased property or the present value of the minimum lease payments. Including any guaranteed residual values. Lease payments are allocated between the reduction of the lease liability and the lease interest expense for that period.

Leased assets are depreciated on a straight-line basis over the shorter of their estimated useful lives or the lease term.

Lease payments for operating leases, where substantially all the risks and benefits remain with the lessor, are charged as expenses in the periods in which they are incurred.

j) Goods and Services Tax

Revenues, expenses and assets are recognised net of the amount of GST, except where the amount of GST incurred is not recoverable from the Tax Office. In these circumstances the GST is recognised as part of the cost of acquisition of the asset or as part of an item of the expense. Receivables and payables in the balance sheet are shown inclusive of GST.

Cash flows are presented in the cash flow statement on a gross basis, except for the GST component of investing and financing activities, which are disclosed as operating cash flows.

k) Comparative Figures

When required by Accounting Standards, comparative figures have been adjusted to conform to changes in presentation for the current financial year.

Eastern Suburbs Football Association Inc.
Notes to the financial statements
for the year ended 30 September 2009

Note	Sept 2009 \$	Sept 2008 \$
Note 2: Current Assets		
- Cash & Cash Equivalents		
Cash on Hand	510.00	500.00
Cash at Bank	111,418.91	40,006.55
Interest Bearing Deposit	879.35	91.38
	<u>112,808.26</u>	<u>40,597.93</u>
Note 3: Current Assets		
-Trade and Other Receivables		
Trade Receivables	57,522.05	234,688.06
Provision for Doubtful Debts	(5,000.00)	(14,000.00)
Other Receivables	836.12	4,194.62
GST Receivables	16,627.31	-
Pre-paid Expenses	-	5,700.00
Deposits Paid	8,985.70	8,440.00
	<u>78,971.18</u>	<u>239,022.68</u>
Note 4: Current Assets		
-Inventories		
Goods Held for Re-Sale	8,396.64	-
	<u>8,396.64</u>	<u>-</u>
Note 5: Non-current Assets		
- Property, Plant and Equipment		
Office Equipment	31,038.39	26,638.39
Accumulated Depreciation	<u>(22,251.99)</u>	<u>(16,309.37)</u>
	8,786.40	10,329.02
Equipment- at cost	2,850.00	2,850.00
Accumulated Depreciation	<u>(2,280.00)</u>	<u>(1,710.00)</u>
	570.00	1,140.00
Memorabilia	5,424.09	5,424.09
Accumulated Depreciation	<u>(837.06)</u>	<u>(565.85)</u>
	4,587.03	4,858.24
	<u>13,943.43</u>	<u>16,327.26</u>
Note 6: Current Liabilities		
- Trade and Other Payables		
Trade Creditors	48,918.63	125,447.16
Sundry Creditors and Accrued Expenses	30,142.49	19,169.98
GST Payables	12,161.58	3,087.01
Employee Accruals	13,055.31	7,186.47
	<u>104,278.01</u>	<u>154,890.62</u>
Note 7: Current Liabilities		
- Provisions		
Employee Benefits	5,750.00	-
	<u>5,750.00</u>	<u>-</u>
Note 8: Current Liabilities		
- Deferred Revenues		
Incomes Received in Advance	-	46,939.67
	<u>-</u>	<u>46,939.67</u>

Eastern Suburbs Football Association Inc.
Notes to the financial statements
for the year ended 30 September 2009

Note	Sept 2009 \$	Sept 2008 \$
Note 9: Non Current Liabilities		
- Provisions & Deferred Revenues		
Provision for Member Bonds	18,500.00	17,500.00
	<u>18,500.00</u>	<u>17,500.00</u>
Note 10: Cash Flow Information		
a) Reconciliation of Cash		
Cash at the end of the financial year as shown in the statements of cash flows is reconciled to the related items in the balance sheet as follows:		
Cash on Hand	510.00	500.00
Cash at Bank	111,418.91	40,006.55
Interest Bearing Deposit	879.35	91.38
	<u>112,808.26</u>	<u>40,597.93</u>
b) Reconciliation of Cash Flow from Operations with Operating Profit after Income Tax		
Operating (Deficit)/Surplus after Income Tax	21,135.50	(69,286.28)
Non-cash flows in operating profit		
Depreciation	6,783.83	6,394.90
Doubtful debts	(9,000.00)	14,000.00
Provision for annual leave	5,750.00	(15,211.28)
Changes in assets & liabilities		
(Increase)/Decrease in receivables	169,051.50	(203,673.43)
(Increase)/Decrease in inventories	(8,396.64)	-
Increase/(Decrease) in sundry creditors and accrued expenses	(50,612.61)	109,131.56
Increase/(Decrease) in deferred revenues	(46,939.67)	46,939.67
Cash Flow from Operating Activities	<u>87,771.91</u>	<u>(111,704.86)</u>
Note 11: Capital & Leasing Commitments		
Operating Lease Commitments		
Non-cancellable operating leases contracted for but not		
Being rent of office		
Payable - minimum lease payments		
- not later than 12 months	38,695.65	45,546.50
- later than 12 months but not later than 5 years	116,086.95	104,804.70
- greater than 5 years	-	-
	<u>154,782.60</u>	<u>150,351.20</u>

The property lease is a non-cancellable lease with a three-year term from 1 January 2009, with rent payable monthly in advance. Contingent rental provisions within the lease agreement require that the minimum lease payments shall be increased by 5% per annum. An option exists to renew the lease at the end of the three-year term for an additional term of three years.

**Eastern Suburbs Football Association Inc.
Statement by Members of the Committee**

The committee has determined that the association is not a reporting entity and that this special purpose financial report should be prepared in accordance with the accounting policies outlined in Note 1 to the financial statements.

In the opinion of the committee the financial report:-

1. Presents a true and fair view of the financial position of Eastern Suburbs Football Association Inc. as at 30 September 2009 and its performance for the year ended on that date.
2. At the date of this statement, there are reasonable grounds to believe that Eastern Suburbs Football Association Inc. will be able to pay its debts as and when they fall due.

This statement is made in accordance with a resolution of the Committee and is signed for and on behalf of the Executive Committee by;



Peter Hennessy
President



Jon Wightwick
Treasurer

Signed at Sydney this 25th Day of November 2009

Rohan McCoy B.Bus CA PNA

Accounting, Audit, Taxation & Business Advisory Services
ABN 55 745 778 871

42 Bonds Rd
Peakhurst NSW 2210
PO Box 399
Petersham NSW 2049
Tel (02) 9596 1713
Fax (02) 9596 1714
Mobile 0412 979 969
the.auditor@optusnet.com.au

INDEPENDENT AUDIT REPORT TO THE MEMBERS OF EASTERN SUBURBS FOOTBALL ASSOCIATION INC.

Report on the Financial Report

I have audited the accompanying financial report, being a special purpose financial report, of Eastern Suburbs Football Association Inc. (the association), which comprises the balance sheet as at 30 September 2008, and the income statement, a summary of significant accounting policies, other explanatory notes and the statement by members of the committee.

Committee's Responsibility for the Financial Report

The committee of the association is responsible for the preparation and fair presentation of the financial report and have determined that the accounting policies described in Note 1 to the financial statements, which form part of the financial report, are consistent with the financial reporting requirements of the Associations Incorporation Act New South Wales 1984 and are appropriate to meet the needs of the members. The committee's responsibilities also include designing, implementing and maintaining internal control relevant to the preparation and fair presentation of the financial report that is free from material misstatement, whether due to fraud or error; selecting and applying appropriate accounting policies; and making accounting estimates that are reasonable in the circumstances.

Auditor's Responsibility

My responsibility is to express an opinion on the financial report based on My audit. No opinion is expressed as to whether the accounting policies used, as described in Note 1, are appropriate to meet the needs of the members. We conducted My audit in accordance with Australian Auditing Standards. These Auditing Standards require that we comply with relevant ethical requirements relating to audit engagements and plan and perform the audit to obtain reasonable assurance whether the financial report is free from material misstatement

An audit involves performing procedures to obtain audit evidence about the amounts and disclosures in the financial report. The procedures selected depend on the auditor's judgment, including the assessment of the risks of material misstatement of the financial report, whether due to fraud or error. In making those risk assessments, the auditor considers internal control relevant to the entity's preparation and fair presentation of the financial report in order to design audit procedures that are appropriate in the circumstances, but not for the purpose of expressing an opinion on the effectiveness of the entity's internal control. An audit also includes evaluating the appropriateness of accounting policies used and the reasonableness of accounting estimates made by the committee, as well as evaluating the overall presentation of the financial report.

The financial report has been prepared for distribution to members for the purpose of fulfilling the committee's financial reporting under the Associations Incorporation Act New South Wales 1984. I disclaim any assumption of responsibility for any reliance on this report or on the financial report to which it relates to any person other than the members, or for any purpose other than that for which it was prepared.

I believe that the audit evidence I have obtained is sufficient and appropriate to provide a basis for my audit opinion.

Independence

In conducting My audit, I have complied with the independence requirements of Australian professional ethical pronouncements.

Auditor's Opinion

In My opinion, the financial report of [insert company name] Association (Non-reporting) Inc presents fairly, in all material respects the financial position of Eastern Suburbs Football Association Inc as of 30 September 2009 and of its financial performance for the year then ended in accordance with the accounting policies described in Note 1 to the financial statements and the Associations Incorporations Act New South Wales 1984.



Rohan John McCoy

Registered Company Auditor

Dated this 25th day of November 2009



COVER OF
EXCELLENCE®
Liability limited
by a scheme
approved under
Professional
Standards
Legislation



Eastern Suburbs Football Association Inc.

CERTIFICATE BY MEMBERS OF THE COMMITTEE

I, Peter Hennessy of 10/492 Military Rd, Mosman NSW 2088, and I, Jon Wightwick of 5 Dangar St, Randwick NSW 2031, certify that:

- a. We are members of the committee of Eastern Suburbs Football Association Inc.
- b. We attended the annual general meeting of the association held on 30 November 2009.
- c. We are authorised by the attached resolution of the committee to sign this certificate.
- d. This annual statement was submitted to the members of the association at its annual general

Signed at Sydney this 25th Day of November 2009



Peter Hennessy (Committee Member)



Jon Wightwick (Committee Member)

FOOTBALL REPORT

MESSAGE FROM THE VICE PRESIDENT, FOOTBALL

Although the 2009 Football season had a particularly difficult start in terms of competition issues; there were some major successes towards the end of the season.

Liz Terry returned as Competition Manager at the beginning of the season, bringing a wealth of experience from her previous tenure at ESFA. She played an important role in setting up the season's competitions, bringing a much needed steady hand and sound judgement. Her loss, at the end of April, to pursue a change of career in Edinburgh was a great loss for the Association. Happily, Liz had trained Taleah Neowhouse to take over the Competition Manager's role. Taleah rose magnificently to her new role, quickly picking up and learning the subtleties of the role and I am sure that all clubs would join with me in thanking her for an excellent effort over 2009.

This year's competition was run extremely well, with very few operational issues. Of particular significance was the success of the new refereeing arrangements, with game coverage among the highest of any association in the country.

Learning from last year, ground usage has improved significantly with home grounds being utilised at a greater level than in previous years.

The growth in competitions has continued, particularly with the number of girl's sides. A new age group, the Girls u11s proved very successful this year, and we are hoping to add an under 13s girl's competition for 2010.

A number of ESFA Champions teams progressed through the early rounds of the Champions of Champions, with our under 10 Bondi United team being worthy winners. ESFA also had quality representation in the Football NSW Cup and Kanga Cups.

The ESFA Northharbour u/11 representative squad performed extremely well, finishing in 3rd place, and only losing to the eventual winners of the tournament.

ESFA's other major triumph was its admission jointly with University of NSW Football Club (UNSWFC) to compete in the 2010 Women's Super League / Girl's Youth League Competition; which will involve representative teams in the u12, u14, u16 and All Age age groups.

Football Management Committee

The major change this year was the introduction of a Girl's Council to oversee the management of girl's football, which has been ESFA's largest growing competition. Frank Freidman, with a wealth of experience in Girls Football was the first Chair of the Council, and took his place in the FMC. The FMC's role is to manage the competitions. This often involves making difficult decisions, and this season was no exception. However, I think that the FMC worked extremely diligently and extremely well in making all the competitions run relatively smoothly this year. This is a tribute to the hard work and common sense of everyone involved.

As part of our preparation for the new year, ESFA ended the season with a series of Council meetings, in order to establish the completion rules for 2010 well in advance. Hopefully, these will be finalised and circulated before the beginning of the next season. In conclusion I would also like to thank the rest of the ESFA staff - Jeff, Adam Giles, Adam Gwynne and Aaron - for the great contributions they have all made to ESFA competitions over the last year.

Peter Kriesler

Vice President, Football

MEN'S LEAGUE REPORT

I would like to thank Taleah and Aaron for their support throughout the season.

The Senior Men's Competition was run smoothly apart from the wet weather but we got through it. We are hoping that next year, 2010, the O/35 competition will be expanded. The Football Management Committee had many Monday meetings to see if we can improve our competition next year and I thank them for their help.

Wally Holzer

Chair, ESFA Men's League Council.

WOMEN'S LEAGUE REPORT

This year 568 women players were registered with ESFA, up 49 over 2008. Clubs nominated teams in All Age 1, All Age 2, All Age 3, All Age 4 and over 35. All Age 2 and Over 35 competitions proceeded, with other divisions amalgamating.

Four All Age 1 teams joined the Gladesville Hornsby Women's Association competition with games played home and away. This meant rules were harmonised including playing 40 minute halves. All Age 3 and 4 were combined with three under 18 teams to make one division which was separated into two after a full round.



Issues with Competition Structure and Finals

Issues which the women's committee addressed throughout the year were mainly around lack of existing rules about competition structure and size. For example the structure of finals was not spelled out at the beginning of the season. Some lessons were learnt and these have been addressed in the ESFA-wide rules review.

Over 35

The over 35 women's competition continued to grow with seven teams participating in full field, 11-a-side competition for the first time. Three combined ESFA women's teams competed at the World Masters Games in October in over 30, over 40 and over 45.

Refereeing

Refereeing was a vast improvement in 2009 with most games having not only a centre referee but also an assistant referee. With teams receiving such good coverage coaches were able to focus on doing their job instead of refereeing or running a line. Women's football will also benefit from an increased ESFA coaching focus and the skills clinic which started at the end of 2009 season is a great step in the right direction.

Beyond 2009

Looking ahead, it was agreed at the final women's committee meeting that an ESFA-wide effort to recruiting players for 2010 and promote women's football would be made, with advertising and promotional activities representing all clubs.

The admission of the joint venture ESFA/UNSWFC team in the women's super league throws women's football into the spotlight and this can only serve to continue to grow interest in the Eastern Suburbs.

GIRLS LEAGUE REPORT

At the beginning of this season I wrote:

"The moment has come for our fledgling divisions to come of age and break free from the nest of the junior and women's' councils.

The little squeals are becoming anguished grunts, headers are becoming more frequent and the clapping less, a strong kick to nowhere is no longer cheered as 'well done'.

The applause from the side line is because our girls are playing 'FOOTBALL' "

The delegates from the 8 clubs with junior girls entered in the ESFA competitions have brought a wealth of knowledge to the table and have been able to discuss agenda items that would have been excluded from the other forums.

The need for a GLC has been evident for a couple of years and its benefits include a forum for like minded delegates, decisions made that have real meaning to the players represented and a voice at the FMC which otherwise would be lost in another council's vote.

Due to the relatively late decision to have a GLC, one or 2 items had been passed that proved unpopular, e.g. a 2 weekend finals series.

The new forum however was able to try a couple of new ideas, e.g. bigger divisions and then split after one round into 2 divisions. The success of that proved indecisive but can eliminate problems that clubs may have in grading their teams.

It was also possible to have a new age division - the G11 - operate for the first season.

The quality of football is quite staggering and is great credit to the quality of coaches.

The importance of the League Champions should be highlighted as such but it was interesting to note that the Grand Finals were not always one way traffic and did not always have the top 2 teams competing, which must prove that players improve as the season continues, which is the idea!

Although not under the direct auspices of the GLC, it was another great season for the girl's small sided games contingents. Certainly all the clubs involved - Easts, Maccabi, Pagewood, Maroubra and Queens Park - need to be congratulated on their efforts in introducing our sport to the next generation.

The interaction between the hubs enabled players to have their football on a Sunday morning at similar time slots and with plenty of 'home' games. The pre game warm up/training sessions gave the group leaders time to evaluate numbers and get the players focused.

The Inter-Hub Days with all 5 clubs involved proved a great success - Thanks to Queens Park for their involvement. If these players are the future of our game - we are in good hands!

For me, personally, it was a privilege to be the first Chair of the GLC and to be able to add the delegates thoughts to the decision making processes. Some decisions are not always easy to make but they had to be made.

I was also privileged to be able to take a group of G11's to the North Harbour Tournament in ESFA colours. The GLC decision to have the players were from the top 2 teams - Queens Park and Maccabi [with a little help from Coogee United] participate as a 'reward' proved very successful both on and off the field.

Many thanks to Stephen Digby and Alan Charak.

I ended my preseason introduction as I end this report:

"Although Traditions between clubs are developing, we also see so much support between the players before and after the games as well as a good deal of fair "sportgirlship" on the field.

Let this continue to grow. Let us look forward to many stellar seasons of football in the ESFA district for our players."

Frank Friedman

Chair, Girls League Council

COMPETITION MANAGER'S REPORT

The Association

The 2009 season saw a total of 7906 players register. This was a 1.8% increase on 2008 registrations and a surprising number considering our external environment of the global financial crisis. Despite a slight decrease in junior numbers compared to the 2008 season, seniors experienced a 6% increase in registrations. With 47 competitive divisions and 344 competitive teams, the 2009 season can be deemed successful. The level of competition was reflected in ESFA's success in the FNSW Champion of Champions, in which 16 out of a total 17 teams representing

ESFA advanced to the Quarter Finals. 4 out of the 16 (Maroubra G18, Bondi United U/10, Queens Park U/11 and Maroubra U/12) advanced to the Semi Finals. Special congratulations go to Bondi United U/10 who won the Champion of Champions Grand Final beating Figtree 6-1 at Valentine Sports Park.

Throughout the 2009 winter season the competition was plagued by bad weather with six (6) part washout weekends (Round 3, 5, 8, 9, 10, 12). However, despite the rain soaked run to the finals, all finals were played before the closure of grounds for the winter season. Centennial Parklands Trust and Randwick City Council deserve a mention of thanks for their sympathetic support in the non-closure of wet grounds which allowed the competition to continue.

Without a doubt a highlight of the year was the celebration of the Premier League Grand Final which was played at the distinguished Sydney Football Stadium as the curtain raiser to the Sydney FC match against Wellington Phoenix FC. It was an emotional experience for all involved and the event, laid a platform for the continued relationship between ESFA and Sydney FC for the years ahead.

Grass Roots

The game's driving force, grass roots football, again achieved sustained growth in 2009. My congratulations and appreciation goes to all the clubs and officials for their on-going efforts and support of the Optus Small Sided Games program. The sustained growth in numbers and exceptional results in this area reflect those exceptional efforts from clubs. Moving into 2010, a clear division of roles and responsibilities will be outlined in the structure of the Optus Small Sided Games program. This will assist future strength and development of the grass roots level. The Under 6 Gala Day at the end of the season held at the Entertainment Quarter in Moore Park was a showcase of the clubs success in the SSG program.

Women's Participation

The women's competition underwent a restructure this season which saw the Senior Women One Division head over to Northwest Sydney Women's Football Association and locally the Girls' 18 teams combined with the Senior Women Three division. Both restructures had fabulous results with two out of ESFA's four "Senior One" teams making the NWS WF finals series and here in ESFA two Girls 18 teams making the Senior Women Three Grand final, eliminating all senior women's teams, highlighting the strength of our junior girls teams.

The year also saw the introduction of the Girls Under 11 division which was well received and encouraged with a total of 171 girls participating. The strength



of this division was emphasised with the success of the ESFA U11 Girl's squad at the post season, North Harbour tournament in Manly. It is hoped that in 2010 the introduction of a Girl's Under 13's division can be as strong and as well received.

2010 should increase the exposure and strength of Women's Football in the Eastern Suburbs with the admission to the 2010 Women's Super League / Girl's Youth League competition of a new joint venture club formed between ESFA and UNSW FC. We wish all teams, women and girls, involved the best of luck.

A challenging aspect of the 2009 season was the lack of guidance and formal regulations within the competition rules. This, in turn lent itself to substandard ad hoc rules being made. This is an area that has been highlighted for 2010 with vigorous review and assessment of all competition rules and regulations on the agenda in order to avoid any ambiguity and confusion in rule interpretation. A more stringent approach will be taken to the rules and regulations in 2010 to avoid confusion and misapplication of the rules, and it is hoped that these rules will be finalised and released prior to the 2010 season.



Reflection

After the shock resignation of Liz Terry, the 2009 ESFA winter competitions looked like it was in for yet another challenging year.

Stepping into the role of Competitions Manager mid season has been a challenging task. Liz Terry's resignation was a shock to all at ESFA and has been greatly missed. Stepping into the Competition Manager role, every effort has been taken to deliver the 2009 ESFA winter competition at a standard the Association strives for. Although at times this has been daunting and overwhelming, the support and guidance by the ESFA community, Football Management Committee, the office staff and the brilliant work of Liz prior to her departure, has made this transition a positive one.



I would also like to acknowledge the efforts of Mark Bryant (Junior Council Chairperson), Frank Friedman (Girls Council Chairperson), Oona Neilson (Women's Council Chairperson), Wally Holzer (Men's Council Chairperson) and Peter Kriesler (Football, Vice President) for their continued supported and efforts to lift the game of football in the Eastern Suburbs to new heights.

Taleah Neowhouse
Competition Manager

ESFA REFEREES BRANCH ANNUAL REPORT 2009

REPORT FROM THE CHAIR, ESFA REFEREES STANDING COMMITTEE

2009 was a momentous year for ESFA as it marked the creation of the first Referees Branch in Australia as a constituent part of a Football Association.

The ESFARB was formed in September 2008 as a sub-committee within ESFA and was charged with the responsibility of rebuilding a Branch after many years of neglect, both in terms of numbers and quality of referees.

The ESFA Board took the bold step of terminating the former service provider and implemented a plan to rejuvenate refereeing in the Eastern Suburbs. A Referees Standing Committee was formed in January 2009 with members of that committee drawn from both the ranks of senior referees and experienced football administrators from ESFA clubs.

Members of the Standing Committee in 2009 were:

- David Lewis, Chair
- George Magoulas, Appointments Officer
- Paul Matthews, Technical Officer
- Louise Mazzaroli, Junior Development
- Raff Del Vecchio, Club Liaison
- Paul Butler, Club Liaison
(Paul resigned during the season)

A full time Referees Coordinator role was created, a first in Australia, and candidates were sought to fulfil this role. Initially Adam Gwynne was engaged in a part time capacity and he served from January until mid-March. A field of high quality sports management professionals applied for this role and Adam Giles was selected by ESFA on a permanent basis. He has served the FA with distinction and we are all honoured to have worked with him.

Several new referee courses were run and significant recruitment was conducted to bring back many senior referees who had abandoned our district. Juniors flocked back to refereeing and we welcomed them with open arms.

The Committee modernised all referee practices, built a dedicated Referee website (www.esrefs.com.au) and developed and standardised procedures so as to deliver quality services to ESFA. Weekly appointments were made on the website by Tuesday each week and referees were provided with a host of resources and facilities via this Internet service.

All Yellow and Red Cards are now reported online, a procedure that significantly reduces the workload for ESFA staff.

The Results?

After starting with just 5 referees in January this year, we now have 215 referees registered with the branch. ESFARB was the fastest growing branch in the state of NSW as the former branch had only 80 registered members in 2008. No more than 28 of these were active on any weekend last year.

Our model has been so successful that the Board of FNSW unanimously endorsed the ESFA model and subsequently adopted that model as the benchmark for other Football Associations in NSW.

Contrasted with 2008, in 2009 we achieved centre referee coverage of over 93% of all competitive games and provided two (2) Assistant referees (ARs) to most games from U14 up.

A comparison of figures from 2008 and 2009 make interesting reading:

History

A review of ESFA records of referee coverage in 2008 shows the true picture of the failure to provide adequate services to the FA:

• 2008 Overall Coverage	44.2%
• 2008 Coverage Excluding Premier League	40.1%
• 2008 AA Men's Coverage	58.3%
• 2008 Senior Women's Coverage	21.1%
• 2008 Junior Coverage	36.7%

ESFA conducts 200 games per weekend - the former branch provided a maximum of 28 senior refs on any weekend during 2008.

The Results

- As a 5 August ESFA had 215 referees:
- 80 Senior Referees
- 112 Juniors; and
- 23 Cadets (aged 12-13)
- Coverage is over 93% average with most games having ARs.

But wait - there's more!!!

Abuse of Match Officials

Referee abuse has reduced significantly in 2009 thereby demonstrating that players are both satisfied not only with the increased quantity but the increased quality of referees as well:

Significant improvement in behaviour!

Section B				
Code	Offences by players and Officials against Match Officials	2008	2009	% Change
R20	Threatening or intimidating an official by word or action	9	1	-89%
R21	Tripping a Referee or Assistant Referee	1	0	-100%
R22	Pushing with an open hand, shoulder or hip	1	2	100%
R23	Striking with the ball or other object	0	0	N/A
R24	Striking, kicking, elbowing	1	2	100%
R26	Using offensive, insulting or abusive languages or gestures	41	26	-37%
Totals	Total Offences against Referees	53	31	-41%
	Offensives per 100 Referees	66	14	-79%

Total Judiciary matters fell from 182 in 2008 to 148 in 2009, a fall of 19%. More games were played and well over double the referees were engaged and therefore it could have been expected that we would have seen an increase rather than a decrease.

These figures obviously confirm that the greater co-operation between the FA and Referees has resulted in significant improvements and that the players and their clubs met the quality of refereeing with approval.

Comparison with GHFA

Whilst the above figures demonstrate significant internal improvement, an analysis of our performance when plotted against Gladesville-Hornsby FA (GHFA) exhibits a true measure of the performance of the new referees branch.

GHFA boasts a far larger game number over a much larger geographical area. In addition, they benefit from the services of the best Referees' Branch in the state of NSW. GHFA reported 406 active referees in season 2009 and have contributed many of the elite referees in NSW for some years. It is this Branch against which we must measure ourselves.

The below table compares total offences per team and per 100 referees. This statistical analysis is done to fairly demonstrate the relative performance of both Football Associations:

	ESFA/GHFA Comparison				08/09
	Offences by Players and Officials against Match Officials	2007	2008	2009	% Change
ESFA	Total Offences against Referees	54	53	31	-41%
ESFA	Offences per 100 Referees	66	66	14	-79%
ESFA	Offences per Team	31%	30%	17%	-43%
ESFA	No of Teams U15+	174	179	186	+4%
GHFA	Total Offences against Referees	35	54	53	-2%
GHFA	Offences per 100 Referees	10	15	13	-13%
GHFA	Offences per Team	9.2%	14%	13.9%	-1%
GHFA	No of Teams U15+	381	384	382	-0.01%

Observations

The ESFA performance in 2007 and 2008 of 30+% offences per team is a disgrace and almost certainly way out of step with any other FA. The fall to 17% in 2009, whilst a terrific achievement, merely brings ESFA closer to a target rather than success.

The massive reduction in offences per 100 referees is highly encouraging as it clearly shows that our training, recruitment and ongoing support of match officials has delivered tangible benefits to all ESFA stakeholders.

Appointments & Training

Our Standing Committee is exclusively responsible for Appointments and the sub-committee that manages this responsibility is totally independent from the FA. The FA does set match level priorities and this is quite appropriate. However, experienced senior referees select and appoint referees based on experience and current performance.

The separation of powers and responsibilities is basically that the Branch attends to all LOTG, training, development and appointments whilst the FA manages all administration matters. This allows the branch to concentrate on refereeing.



We appointed a Branch Coach, Mr Alex Spiroski - former FIFA AR and we are building on his experience and hope to expand that role in 2010. Regular training is available for all referees and Alex plans to offer weekly training in 2010.

The Committee is very grateful to Alex for his valuable commitment to the Branch.

Plans for 2010

The Branch will expand its operations in 2010 and plans to appoint senior and junior members to several sub-committees to assist with and grow the operations of the Branch.

Junior development, incentives for female referees, career path planning and so much more will now be possible for ESFA referees.

In 2010 we expect to again increase our numbers and further improve our services. Consultation and cooperation with the Board of ESFA and its member clubs is crucial to the development of the next generation of referees.

Referee branches typically experience a 25-35% churn of active members in the less than 5-year member base. We anticipate that ESFARB will have a lower redundancy figure although that is mere conjecture at this stage and we will not know until we commence season 2009.

However, the Branch has just completed a new training course and over 40 new referees have been trained. Based on last year's figures, we expect to train at least another 100 new referees. If these projections prove to be accurate, this would ensure that we have around 270 active referees after regular losses. This would equate to a 25.6% increase and would represent a terrific result in our 2nd year.

Football NSW & ESFARB

The Branch is indebted to FNSW and in particular to the President, Jim Forrest and Director, Mr George Jackson for their support. FNSW have provided significant assistance to me in my role as Chair of the ESFA RSC and I am most grateful for that support.

Other Branches are now in the process of adopting the ESFA Referees model and we are honoured by their recognition of ESFA as a centre of excellence.

ESFA Board & Management

On a final personal note, I am principally indebted to Mr Peter Hennessey, President of ESFA, for his belief in my plan for the restructure of refereeing in the East and his support for that plan in the face of significant opposition and political risk.

Change is always tough and we have achieved much in a short time, thank you so much Peter!

Further, I would also like to thank Mr Jeff Saul, General Manager, ESFA - a truly amazing, dedicated sports professional, for his support during 2009. We are very fortunate to have the services of such a talented man.

Finally, I will tender my resignation as Chair of the ESFA RSC at the AGM due to my move to London for the next few years. I know that my very talented colleagues will grow and improve the Branch significantly and I wish them well.

Thank you all so much for the opportunity to serve the Eastern Suburbs football family.

A handwritten signature in black ink, appearing to read 'D. Lewis'.

David P. Lewis

Chair

ESFA Referees Standing Committee 2009

REFEREE COORDINATOR'S REPORT

Structure

The 2009 season marked a 'new era' for football refereeing in the Eastern Suburbs. The integration between Referee's Branch and Football Association meant clearer communication and an overall ability to provide referees at the majority of games. Whilst many issues still remain in order to improve our services we have taken action to address these in order to continue to promoting our mission to provide a 'professional, vibrant and modern referees academy in the Eastern Suburbs'.

The 2008 Annual Report mentioned the fact that once contacting all clubs, the Football Association ascertained that the number one 'pain point' mentioned at the end of that season was related to referees. As a result an ESFA Referee taskforce was created with David Lewis and Jeff Saul the main drivers. Adam Gwynne was hired to carry out duties as acting Referee's Coordinator. Adam Giles was then appointed to manage and coordinate the ESFA Referees in a full-time capacity commencing in March.

Administration

Significant recruitment drives were carried out at the beginning of the season to increase the number of referee members. Advertisements were placed in The Courier newspaper and listed on the ESFA and ESREFS websites and emails put out to club contacts to pass on to their members.

The first three courses were conducted in February and March before the commencement of the 2009 winter season. The following is a breakdown of attendance at each course:

- Course 1 = 26 participants
- Course 2 = 29 participants
- Course 3 = 32 participants

A further course was also conducted during the winter season in June.

- Course 4 = 28 participants

A cadet course was also run in June, with 23 cadets participating (ages 11-13). Overall, 138 new referees were recruited in 2009.

Out of the 215 members listed on our database:

- 138 are in their 1st year
- 71 had previous experience refereeing in some capacity
- 23 cadets between the ages 11-13

- 4 signed up during the year after completing the introductory course elsewhere
- 4 Gladesville referees
- 1 St.George referee
- 1 Canberra referee
- 2 non-active referees

Coverage Statistics

After an overall coverage of less than 50% in 2008, referee coverage drastically improved in 2009. There was a centre referee at 94% of games this year. This is an outstanding result considering the position of the organisation before the new Referee's taskforce was implemented.

ESFA Referees involved in Grand Finals

- 30th August, PL Grand Final Dunbar Rovers V Waverley Old Boys
 - Referee = Paul Matthews
 - Assistant = Geraint Roberts
 - Assistant = David Kolacek
 - 4th Official = David Lewis
- 5th September, Knockout Cup Grand Final - Sydney University V Dunbar Rovers
 - Referee = Matthew Croucher
 - Assistant = Thomas Belcher
 - Assistant = Matthew Kelly
 - 4th Official = Paul Kelly
- 25th October, U13 Boys Champion of Champions Grand Final - Oak Flats V Gladesville Ravens
 - Referee = Dean Salerni
 - Assistant = Samantha Ferguson
 - Assistant = Damoon Mehrpour

Special Awards for season 2009

- **Best Senior Referee** - Nick Salerni
- **Best Junior Referee** - Jordan Trejbal
- **Best Female Referee** - Lucy Haggstrom
- **Most Improved** - Damoon Mehrpour
- **ESFA Referees Branch Life Membership** - Ted Simmons
- **ESFA Referees Branch Life Membership** - David Lewis

ESFA JUDICIARY COMMITTEE REPORT FOR SEASON 2009

Below I set out my Judiciary Committee Report for Season 2009.

Judiciary Committee

This year saw some significant changes in personal of the Judiciary Committee. The Committee lost a very experienced chair in David Lewis and 2009 was a year of adjustment to new systems and establishment of a new committee. The committee chaired by myself, with the help of the deputy chair Clifford Stavala and regular sitting members being Ian Tischman, Roger Engel, Chris Conway and Michelle Bogaytrov, sat most weeks during the season. This year we have seen a great improvement in the number of reports made by referees. However, as always there are improvements that can be made.

General Comments

The formation of the Eastern Suburbs Football Association Referees Branch Standing Committee has had a great impact on the coverage of games by registered referees. This has had a flow on effect to the number of incidents reported throughout the season. As there has been a large increase in the number of referees appointed to the games each week and there is a fall in the number of incidents, this would show that ESFA is getting the balance right.

Offences Against Match Officials

This is an area of concern to the Judiciary Committee. Any offence against a match official is not tolerated. This year the majority of these offences were committed by the senior male players however as previous years, there were many junior male players that came before the Committee. This is an area that needs to be addressed by ESFA.

This abuse is completely unacceptable.

Offences against players

This year saw some very disturbing incidents by players against other players. There were several players who showed extreme levels of violence, which are very disappointing for the Judiciary Committee. However, these incidents were in the minority and overall the incidents have improved from previous years.

Offences by RTO's, Coaches & Officials

2009 saw widespread media coverage of offences of violence in amateur sport in Australia. From players, parents and supporters. ESFA was not without its incidents this year and although ESFA has a very good Code of Conduct, it is useless unless all those involved in football are aware of it.

Our officials, RTO's, coaches and parents are the people that set the example in a football club to the players and particularly the junior players. These people are the role models that our juniors players look up to. It is essential that these people are made aware of and adhere to the Code of Conduct.

Referees

The Standing Committee of the ESFA must be commended on the approach that they have taken to the appointment of referees to many of the games played. However, it was noted by the Committee that often inexperienced junior referees were requested to referee older players. This often caused issues in the matters that came before the Committee.

Recommendations

The Judiciary Committee makes the following recommendations for the 2010 season:

1. That all players, match officials, RTO's, coaches and parents of junior players, must complete an online seminar on the rules of the game and the Code of Conduct. At registration a completion paper must be provided by each player.
2. That age appropriate referees be appointed to games.

Conclusion

ESFA has adopted all the policies and procedures set out by NSW Sport & Recreation. However, these are completely ineffective if the only people who 'listen' are the sports administrators.

It is clear to the Judiciary Committee that we must take the next step in "getting the message across" to the people of ESFA. We want to keep ESFA as the foremost association in New South Wales and lead by example.

I would like to thank my team of dedicated volunteers - Roger Engel, Ian Tischmann, Cliff Savala, Chris Conway and Michelle Bogatrov. Further I would like to thank Jeff Saul, Aaron Dibden and Adam Giles for their support throughout the year.

I look forward to serving the ESFA Football Family again in 2010 should my assistance be desired.

Sarina Jackson

Chair, ESFA Judiciary Committee

2009 LEAGUE AND GRAND FINAL WINNERS - BOYS

AGE GROUP	GRAND FINAL WINNERS	LEAGUE CHAMPIONS
10/1	BONDI UNITED	BONDI UNITED
10/2	QUEENS PARK	MASCOT KINGS
10/3	QUEENS PARK	COOGEE UNITED
10/4	PAGEWOOD BOTANY	PAGEWOOD BOTANY
11/1	QUEENS PARK	QUEENS PARK
11/2	EASTS F.C	EASTS F.C
11/3	EASTS F.C	QUEENS PARK
11/4	MACCABI	PAGEWOOD BOTANY
12/1	MAROUBRA UNITED	MAROUBRA UNITED
12/2	OLYMPIC EAGLES	MAROUBRA UNITED
12/3	MASCOT KINGS	MACCABI
13/1	MAROUBRA UNITED	MAROUBRA UNITED
13/2	PAGEWOOD BOTANY	PAGEWOOD BOTANY
14	MACCABI	MAROUBRA UNITED
15/1	EASTS F.C	HEFFRON HAWKS
15/2	PAGEWOOD BOTANY	PAGEWOOD BOTANY
16	MASCOT KINGS	MASCOT KINGS
18	HEFFRON HAWKS	HEFFRON HAWKS

LEAGUE TABLES

BOYS UNDER 10 DIVISION 1

TEAM	P	W	L	D	F	A	GD	PT
10A BONDI UNITED FC	14	14	0	0	62	1	61	42
10A EASTS	14	9	3	2	32	15	17	29
10A COOGEE UNITED	14	9	4	1	33	13	20	28
10A MAROUBRA UNITED	14	8	4	2	26	18	8	26
10A PAGEWOOD	14	4	8	2	21	33	-12	14
10A OLYMPIC EAGLES FC	14	3	8	3	12	34	-22	12
10A MACCABI	14	2	10	2	16	46	-30	8
10B BONDI UNITED FC	14	1	13	0	6	48	-42	3

BOYS UNDER 10 DIVISION 2

TEAM	P	W	L	D	F	A	GD	PT
10A MASCOT KINGS	15	15	0	0	61	10	51	45
10A QUEENS PARK	15	8	4	3	34	21	13	27
10S MACCABI	15	7	8	0	31	40	-9	21
10B EASTS	15	4	5	6	17	27	-10	18
10B MAROUBRA UNITED	15	2	10	3	16	33	-17	9
10B PAGEWOOD	15	2	11	2	15	43	-28	8

BOYS UNDER 10 DIVISION 3

TEAM	P	W	L	D	F	A	GD	PT
10B COOGEE UNITED	15	12	2	1	47	14	33	37
10C EASTS	15	10	1	4	41	15	26	34
10C QUEENS PARK	15	8	6	1	53	21	32	25
10B QUEENS PARK	15	6	7	2	37	19	18	20
10B MACCABI	15	4	9	2	26	43	-17	14
10C PAGEWOOD	15	0	15	0	1	93	-92	0

BOYS UNDER 10 DIVISION 4

TEAM	P	W	L	D	F	A	GD	PT
10D PAGEWOOD	15	14	1	0	94	5	89	42
10E PAGEWOOD	15	12	3	0	57	20	37	36
10B MASCOT KINGS	15	9	6	0	35	31	4	27
10C MAROUBRA UNITED	15	4	10	1	26	56	-30	13
10D EASTS	15	3	10	2	17	49	-32	11
10D QUEENS PARK	15	0	12	3	10	78	-68	3

BOYS UNDER 11 DIVISION 1

TEAM	P	W	L	D	F	A	GD	PT
11A QUEENS PARK	15	15	0	0	57	4	53	45
11A PAGEWOOD	14	7	4	3	18	28	-10	24
11B QUEENS PARK	14	4	8	2	31	37	-6	20
11A MACCABI	14	4	8	2	20	20	0	14
11A MAROUBRA UNITED	15	2	8	5	9	24	-15	11
11A EASTS	14	3	9	2	12	30	-18	11

BOYS UNDER 11 DIVISION 2

TEAM	P	W	L	D	F	A	GD	PT
11B EASTS	15	13	1	1	71	8	63	40
11C PAGEWOOD	15	8	6	1	42	27	15	25
11A MASCOT KINGS	15	6	5	4	26	31	-5	22
11B MAROUBRA UNITED	15	3	8	4	17	32	-15	13
11A OLYMPIC EAGLES FC	15	3	10	2	9	58	-49	11
11B MACCABI	15	2	11	2	12	65	-53	8

BOYS UNDER 11 DIVISION 3

TEAM	P	W	L	D	F	A	GD	PT
11C QUEENS PARK	14	13	1	0	51	5	46	39
11B PAGEWOOD	14	12	1	1	57	7	50	37
11D EASTS	14	8	3	3	31	14	17	27
11D PAGEWOOD BOTANY FC	14	7	7	0	27	23	4	21
11D QUEENS PARK	14	5	7	2	27	23	4	17
11C MAROUBRA UNITED	14	4	7	3	24	24	0	15

BOYS UNDER 11 DIVISION 4

TEAM	P	W	L	D	F	A	GD	PT
11E PAGEWOOD BOTANY FC	15	5	6	4	24	33	-9	19
11C EASTS	15	6	8	1	16	29	-13	19
11S MACCABI	15	3	11	1	22	46	-24	10
11R REDDAM HOUSE	15	1	13	1	3	78	-75	4

BOYS UNDER 12 DIVISION 1

TEAM	P	W	L	D	F	A	GD	PT
12A MAROUBRA UNITED	10	8	1	1	40	14	26	25
12A QUEENS PARK	10	7	1	2	30	7	23	23
12A MACCABI	10	3	3	4	14	13	1	13
12A EASTS	10	4	5	1	13	16	-3	13
12C QUEENS PARK	10	2	7	1	11	31	-20	7
12B QUEENS PARK	10	1	8	1	6	33	-27	4

BOYS UNDER 12 DIVISION 2

TEAM	P	W	L	D	F	A	GD	PT
12B MAROUBRA UNITED	5	3	0	2	15	3	12	11
12A OLYMPIC EAGLES FC	5	3	0	2	8	3	5	11
12B MACCABI JUNIOR SC	5	3	2	0	10	7	3	9
12A HEFFRON HAWKS	5	2	2	1	9	8	1	7
12A MASCOT KINGS	5	1	3	1	6	12	-6	4
12C MAROUBRA UNITED	5	0	5	0	1	16	-15	0

BOYS UNDER 12 DIVISION 3

TEAM	P	W	L	D	F	A	GD	PT
12S MACCABI	10	6	2	2	37	6	31	20
12B EASTS	10	5	2	3	16	13	3	18
12B MASCOT KINGS	10	5	3	2	19	10	9	17
12B PAGEWOOD	10	5	4	1	9	20	-11	16
12D QUEENS PARK	10	2	6	2	9	20	-11	8
12C MACCABI JUNIOR SC	10	2	8	0	8	29	-21	6

BOYS UNDER 13 DIVISION 1

TEAM	P	W	L	D	F	A	GD	PT
13A MAROUBRA UNITED	14	11	0	3	41	6	35	36
13A EASTS	14	9	2	3	48	10	38	30
13A QUEENS PARK	16	9	5	2	38	29	9	26
13A PAGEWOOD	14	5	7	2	27	30	-3	17
13B MAROUBRA UNITED	14	5	8	1	21	39	-18	16
13S MACCABI	14	1	12	1	17	65	-48	4

BOYS UNDER 13 DIVISION 2

TEAM	P	W	L	D	F	A	GD	PT
13B PAGEWOOD	13	11	1	1	55	13	42	34
13A MASCOT KINGS	13	6	5	2	36	29	7	20
13B EASTS FC	12	5	3	4	34	24	10	19
13C MAROUBRA UNITED	13	3	9	1	18	44	-26	10
13C PAGEWOOD BOTANY FC	13	1	12	0	15	69	-54	3

BOYS UNDER 14 DIVISION 1

TEAM	P	W	L	D	F	A	GD	PT
14A MAROUBRA UNITED	14	13	0	1	48	5	43	40
14A QUEENS PARK	14	10	4	0	36	10	26	30
14A MACCABI	14	8	2	4	49	10	39	28
14A PAGEWOOD	14	8	4	2	30	23	7	26
14A EASTS	14	5	5	4	25	11	14	19
14A MASCOT KINGS	14	2	10	2	13	48	-35	8
14B MAROUBRA UNITED	14	2	11	1	12	59	-47	7
14S MACCABI	14	1	13	0	9	56	-47	3

BOYS UNDER 15 DIVISION 1

TEAM	P	W	L	D	F	A	GD	PT
15A HEFFRON HAWKS	13	12	1	0	56	8	48	36
15A PAGEWOOD	13	10	2	1	61	14	47	31
15A EASTS FC A	13	9	2	2	54	10	44	29
15A MAROUBRA UNITED	13	6	7	0	48	32	16	18
15A MACCABI	13	4	9	0	47	45	2	12

BOYS UNDER 15 DIVISION 2

TEAM	P	W	L	D	F	A	GD	PT
15C PAGEWOOD BOTANY FC	13	7	5	1	63	28	35	22
15B EASTS	12	4	7	1	38	32	6	13
15B MAROUBRA UNITED	13	3	9	1	15	69	-54	10
15C EASTS FC	12	3	9	0	16	95	-79	9
15S MACCABI JUNIOR SC	13	2	11	0	14	83	-69	6

BOYS UNDER 16 DIVISION 1

TEAM	P	W	L	D	F	A	GD	PT
16A MASCOT KINGS	15	13	1	1	60	8	52	40
16B PAGEWOOD	15	8	3	4	38	19	19	28
16A HEFFRON HAWKS	15	6	6	3	21	26	-5	21
16A PAGEWOOD	15	5	7	3	29	42	-13	18
16A MACCABI JUNIOR SC	15	6	9	0	20	38	-18	18
16B MASCOT KINGS	15	1	13	1	18	53	-35	4

BOYS UNDER 18 DIVISION 1

TEAM	P	W	L	D	F	A	GD	PT
18A HEFFRON HAWKS	14	12	0	2	65	11	54	38
18A MACCABI	14	9	3	2	26	19	7	29
U18 COOGEE UNITED	14	6	4	4	25	24	1	22
18A MAROUBRA UNITED	14	7	7	0	27	29	-2	21
18A EASTS	14	4	5	5	18	29	-11	17
18A PAGEWOOD	14	5	8	1	25	43	-18	16
18B HEFFRON HAWKS	14	3	10	1	17	37	-20	10
18A OLYMPIC EAGLES FC	14	1	10	3	18	29	-11	6

2009 LEAGUE AND GRAND FINAL WINNERS - GIRLS

AGE GROUP	GRAND FINAL WINNERS	LEAGUE CHAMPIONS
G10/1	QUEENS PARK	QUEENS PARK
G10/2	MACCABI	MACCABI
G11 / 1	MACCABI	MACCABI
G11 / 2	PAGEWOOD BOTANY	QUEENS PARK
G12 / 1	EASTS F.C.	QUEENS PARK
G12 / 2	EASTS F.C	COOGEE UNITED
G14/1	MAROUBRA UNITED	UNSW
G14/2	MACCABI	MACCABI
G16/1	PAGEWOOD BOTANY	PAGEWOOD BOTANY
G16/2	PAGEWOOD BOTANY	REDDAM HOUSE
G18	MAROUBRA UNITED	MAROUBRA UNITED

2009 LEAGUE AND GRAND FINAL WINNERS - WOMENS

AGE GROUP	GRAND FINAL WINNERS	LEAGUE CHAMPIONS
SW1	N/A	DUNBAR ROVERS
SW2	MAROUBRA UNITED	MAROUBRA UNITED
SW3	MAROUBRA UNITED (G18S)	MAROUBRA UNITED (G18S)
SW4	PAGEWOOD BOTANY	QUEENS PARK
O35W	QUEENS PARK	MAROUBRA UNITED

GIRLS UNDER 10 DIVISION 1

TEAM	P	W	L	D	F	A	GD	PT
G10D QUEENS PARK FC	15	8	3	4	25	18	7	28
G10 MAROUBRA UNITED	15	8	4	3	37	35	2	27
G10P QUEENS PARK FC	15	7	4	4	37	23	14	25
G10C MACCABI	15	7	6	2	24	21	3	23
G10A EASTS	15	4	10	1	20	31	-11	13
G10A PAGEWOOD	15	3	10	2	31	46	-15	11

GIRLS UNDER 10 DIVISION 2

TEAM	P	W	L	D	F	A	GD	PT
G10G MACCABI	15	10	3	2	53	8	45	32
G10 COOGEE UNITED	15	9	3	3	32	8	24	30
G10B EASTS	15	9	4	2	24	16	8	29
G10W QUEENS PARK	15	6	4	5	16	17	-1	23
G10K QUEENS PARK	16	3	10	3	23	36	-13	12
G10L MACCABI	16	1	14	1	4	67	-63	4

GIRLS UNDER 11 DIVISION 1

TEAM	P	W	L	D	F	A	GD	PT
G11D MACCABI JUNIOR SC	16	14	0	2	57	7	50	44
G11B QUEENS PARK FC	16	13	1	2	51	4	47	41
G11A EASTS FC	16	13	3	0	34	10	24	39
G11A PAGEWOOD BOTANY FC	16	8	7	1	21	25	-4	25
G11 MAROUBRA UNITED	16	6	7	3	17	19	-2	21
G11B EASTS FC	16	6	8	2	18	17	1	20
G11H MACCABI JUNIOR SC	16	5	11	0	12	36	-24	15

GIRLS UNDER 11 DIVISION 2

TEAM	P	W	L	D	F	A	GD	PT
G11C QUEENS PARK FC	16	7	8	1	14	26	-12	22
G11B PAGEWOOD BOTANY FC	16	4	10	2	11	26	-15	14
G11M MACCABI JUNIOR SC	17	4	12	1	10	34	-24	13
G11C PAGEWOOD BOTANY FC	16	1	15	0	4	47	-43	3

GIRLS UNDER 12 DIVISION 1

TEAM	P	W	L	D	F	A	GD	PT
G12R QUEENS PARK	15	13	1	1	61	1	60	40
G12A EASTS	15	11	4	0	35	10	25	33
G12A MACCABI	15	10	4	1	34	18	16	31
G12W QUEENS PARK	15	5	10	0	12	32	-20	15
G12 MAROUBRA UNITED	15	4	11	0	14	29	-15	12
G12A PAGEWOOD	15	1	14	0	2	68	-66	3

GIRLS UNDER 12 DIVISION 2

TEAM	P	W	L	D	F	A	GD	PT
G12 COOGEE UNITED	12	10	1	1	46	8	38	31
G12B EASTS B	12	9	2	1	32	4	28	28
G12B QUEENS PARK	12	7	3	2	27	16	11	23
G12 OLYMPIC EAGLES FC	12	7	5	0	25	11	14	21
G12P QUEENS PARK	12	3	8	1	6	30	-24	10
G12B MACCABI	12	1	9	2	6	45	-39	5
G12C EASTS	12	1	10	1	1	29	-28	4

GIRLS UNDER 14 DIVISION 1

TEAM	P	W	L	D	F	A	GD	PT
G14 UNSW FOOTBALL	12	8	4	0	23	19	4	24
G14A QUEENS PARK	12	7	3	2	24	18	6	23
G14A MACCABI A	12	5	5	2	15	9	6	17
G14C MAROUBRA UNITED	12	3	5	4	15	16	-1	13
G14A EASTS FC	12	2	8	2	10	25	-15	8
G14 C QUEENS PARK	0	0	0	0	0	0	0	0

GIRLS UNDER 14 DIVISION 2

TEAM	P	W	L	D	F	A	GD	PT
G14B MACCABI B	15	12	2	1	62	8	54	37
G14B QUEENS PARK	15	11	3	1	63	10	53	34
G14T MAROUBRA UNITED	15	9	3	3	65	15	50	30
G14B PAGEWOOD BOTANY FC	15	7	5	3	44	31	13	24
G14 COOGEE UNITED	15	7	6	2	27	25	2	23
G14A PAGEWOOD	8	4	1	3	13	8	5	21
G14B EASTS FC	14	2	9	3	16	49	-33	9
G14S MACCABI C	14	1	12	1	5	75	-70	4
G14T MACCABI	15	1	13	1	5	79	-74	4

GIRLS UNDER 16 DIVISION 1

TEAM	P	W	L	D	F	A	GD	PT
G16A PAGEWOOD A	17	15	2	0	56	10	46	45
G16A MACCABI A	17	11	3	3	50	17	33	36
G16S MAROUBRA UNITED	17	11	5	1	44	17	27	34
G16 QUEENS PARK R	17	7	8	2	32	29	3	23
G16 OLYMPIC EAGLES FC	17	5	9	3	20	41	-21	18

GIRLS UNDER 16 DIVISION 2

TEAM	P	W	L	D	F	A	GD	PT
G16E REDDAM HOUSE	17	10	6	1	30	35	-5	31
G16B PAGEWOOD B	17	10	7	0	41	29	12	30
G16C MACCABI JUNIOR SC	17	4	11	2	8	30	-22	14
G16B MACCABI B	17	3	12	2	15	46	-31	11
G16R REDDAM HOUSE	17	1	14	2	9	49	-40	5

SW/SW2

TEAM	P	W	L	D	F	A	GD	PT
SW2 MAROUBRA UNITED	17	16	0	1	85	12	73	49
SW2 WAVERLEY OLD BOYS	17	12	4	1	39	23	16	37
SW2L QUEENS PARK FC	17	11	5	1	38	27	11	34
SW2 DUNBAR ROVERS	17	10	6	1	43	36	7	31
SW2R QUEENS PARK	17	6	10	1	43	61	-18	19
SW2 GLEBE WANDERERS	17	5	9	3	30	30	0	18
SW2 PAGEWOOD	17	1	13	3	18	49	-31	6
SW2 LOKOMOTIV COVE FC	17	1	15	1	10	68	-58	4

SW/SW3

TEAM	P	W	L	D	F	A	GD	PT
G18 MAROUBRA UNITED	14	14	0	0	72	7	65	42
SW3 MACCABI SENIORS	15	11	3	1	73	21	52	34
SW3 MAROUBRA UNITED	15	10	2	3	46	23	23	33
G18B PAGEWOOD BOTANY FC	14	9	4	1	30	20	10	28
SW3 MASCOT KINGS	15	7	4	4	45	47	-2	25
SW3 COOGEE UNITED	14	7	5	2	34	21	13	23
SW3 WAVERLEY OLD BOYS	15	5	6	4	16	14	2	19

SW/SW4

TEAM	P	W	L	D	F	A	GD	PT
SW4 QUEENS PARK	17	7	9	1	33	50	-17	22
SW4 PAGEWOOD	17	5	8	4	20	39	-19	19
SW4 DUNBAR ROVERS	17	6	11	0	21	37	-16	18
G18A PAGEWOOD	17	4	11	2	14	49	-35	14
G18 QUEENS PARK FC	17	4	12	1	19	52	-33	13
SW4 LOKOMOTIV COVE FC	17	1	15	1	11	54	-43	4

SW/SW4

TEAM	P	W	L	D	F	A	GD	PT
SW4 QUEENS PARK	17	7	9	1	33	50	-17	22
SW4 PAGEWOOD	17	5	8	4	20	39	-19	19
SW4 DUNBAR ROVERS	17	6	11	0	21	37	-16	18
G18A PAGEWOOD	17	4	11	2	14	49	-35	14
G18 QUEENS PARK FC	17	4	12	1	19	52	-33	13
SW4 LOKOMOTIV COVE FC	17	1	15	1	11	54	-43	4

O35W/1

TEAM	P	W	L	D	F	A	GD	PT
O35WA MAROUBRA UNITED	18	11	4	3	42	16	26	36
O35WB MAROUBRA UNITED	18	9	3	6	27	13	14	33
O35WL QUEENS PARK LIONS	18	9	4	5	35	14	21	32
O35W GLEBE WANDERERS	18	8	5	5	28	17	11	29
O35W OLYMPIC EAGLES FC	18	8	7	3	27	31	-4	27
O35WR QUEENS PARK RANGERS	18	3	9	6	21	30	-9	15
O35WA MACCABI HAKOAH	18	0	16	2	5	64	-59	2

JOINT COMPETITIONS: EASTERN SUBURBS FOOTBALL ASSOCIATION AND NORTH WEST SYDNEY WOMEN'S FOOTBALL

WOMEN'S ALL AGE 1

TEAM	P	W	L	D	F	A	GD	PT
PUTNEY TENNYSON BOWLING CLUB AA1	14	10	2	2	37	9	28	32
EPPING YMCA FC AA1	14	8	3	3	28	13	15	27
DUNBAR ROVERS (ESFA)	14	8	4	2	25	14	11	26
COOGEE UNITED (ESFA)	14	6	6	2	25	22	3	20
SYDNEY UNI FOOTBALL CLUB AA1	14	4	6	4	17	18	-1	16
PUTNEY RANGERS AA1	14	4	7	3	15	19	-4	15
WAVERLY OLD BOYS FC	14	4	9	1	21	31	-10	13
MACQUARIE UNIVERSITY AA 1 (ESFA)	14	3	10	1	10	52	-42	10

WOMEN'S ALL AGE 2

TEAM	P	W	L	D	F	A	GD	PT
WEST PENNANT HILLS-CHERRYBROOK AA1	14	11	1	2	48	17	31	35
PUTNEY TENNYSON BOWLING CLUB AA2	14	9	1	4	49	15	34	31
NORMANHURST SOCCER CLUB AA2	14	8	4	2	24	18	6	26
EPPING YMCA FC AA2	14	6	5	3	23	15	8	21
GLADESVILLE RAVENS AA2	14	5	5	4	26	18	8	19
SYDNEY UNI FOOTBALL CLUB AA2	13	4	8	1	26	24	2	13
UNI OF NSW (ESFA)	13	2	9	2	7	37	-30	8
PUTNEY RANGERS AA2	14	1	13	0	6	65	-59	3

2009 LEAGUE AND GRAND FINAL WINNERS - MENS

AGE GROUP	GRAND FINAL WINNERS	LEAGUE CHAMPIONS
PL	DUNBAR ROVERS	DUNBAR ROVERS
PLR	WAVERLEY OLD BOYS	COOGEE UNITED
AA1	BARNSTONEWORTH UNITED	BARNSTONEWORTH UNITED
AA2	QUEENS PARK	QUEENS PARK
AA3	BARNSTONEWORTH UNITED	BARNSTONEWORTH UNITED
AA4	REDFERN RAIDERS	REDFERN RAIDERS
AA5	LIONS	LIONS
AA6	QUEENS PARK (L)	WAVERLEY OLD BOYS
AA7	SYDNEY UNIVERSITY (A)	LIONS
AA8	OLYMPIC EAGLES	OLYMPIC EAGLES
AA9	COOGEE UNITED	LIONS F.C
O35/1	COOGEE UNITED (A)	COOGEE UNITED (A)
O35/2	PAGEWOOD BOTANY (A)	N/A
O35/3	REDFERN RAIDERS	N/A

PREMIER LEAGUE FIRST GRADE

TEAM	P	W	L	D	F	A	GD	PT
PL DUNBAR ROVERS	18	12	2	4	46	20	26	40
PL WAVERLEY OLD BOYS	18	10	6	2	41	34	7	32
PL PAGEWOOD	18	9	6	3	31	19	12	30
PL COOGEE UNITED	18	8	5	5	33	27	6	29
PL LOKOMOTIV COVE FC	18	9	7	2	40	36	4	29
PL PHOENIX	18	11	6	1	34	24	10	22
PL MAROUBRA UNITED	18	7	10	1	28	32	-4	22
PL GLEBE WANDERERS	18	6	9	3	29	32	-3	21
PL SYDNEY UNIVERSITY	18	2	12	4	23	52	-29	10
PL MASCOT KINGS	18	2	13	3	23	52	-29	9

PREMIER LEAGUE RESERVE GRADE

TEAM	P	W	L	D	F	A	GD	PT
PLR COOGEE UNITED	18	14	3	1	38	17	21	43
PLR WAVERLEY OLD BOYS	18	13	3	2	50	15	35	41
PLR DUNBAR ROVERS	18	10	4	4	48	23	25	34
PLR PHOENIX	18	9	4	5	39	33	6	32
PLR MAROUBRA UNITED	18	6	7	5	25	27	-2	23
PLR PAGEWOOD	18	5	7	6	23	29	-6	21
PLR SYDNEY UNIVERSITY	18	4	7	7	23	36	-13	19
PLR GLEBE WANDERERS	18	4	10	4	18	32	-14	16
PLR MASCOT KINGS	18	3	13	2	15	45	-30	11
PLR LOKOMOTIV COVE FC	18	2	12	4	20	42	-22	10

ALL AGE 1

TEAM	P	W	L	D	F	A	GD	PT
AA1 BARNSTONEWORTH	18	13	0	5	52	17	35	44
AA1 QUEENS PARK	18	11	4	3	32	17	15	36
AA1 MACCABI HAKOAH	18	11	6	1	50	33	17	34
AA1 LOKOMOTIV COVE FC	18	9	6	3	35	29	6	30
AA1B DUNBAR ROVERS	18	9	7	2	36	31	5	29
AA1B UNSW FOOTBALL	18	8	7	3	33	23	10	27
AA1AX DUNBAR ROVERS	18	6	9	3	24	31	-7	21
AA1A UNSW	18	3	12	3	24	45	-21	12
AA1 WAVERLEY OLD BOYS	18	3	12	3	21	50	-29	12
AA1 SYDNEY UNIVERSITY	18	1	11	6	17	48	-31	9

ALL AGE 2

TEAM	P	W	L	D	F	A	GD	PT
AA2 QUEENS PARK	18	14	3	1	51	18	33	43
AA2 MACCABI HAKOAH	18	11	4	3	34	18	16	36
AA2 SYDNEY UNIVERSITY	18	10	3	5	45	22	23	35
AA2 BONDI UNITED	18	8	5	5	31	24	7	29
AA2 COOGEE UNITED	18	8	6	4	31	21	10	28
AA2 MAROUBRA UNITED	18	7	9	2	27	34	-7	23
AA2 PAGEWOOD	18	5	8	5	31	33	-2	20
AA2 DUNBAR ROVERS	18	5	9	4	24	40	-16	19
AA2 WAVERLEY OLD BOYS	18	3	10	5	23	37	-14	14
AA2 LOKOMOTIV COVE FC	18	1	15	2	19	69	-50	5

ALL AGE 3

TEAM	P	W	L	D	F	A	GD	PT
AA3 BARNSTONEWORTH UNITED	18	16	1	1	59	14	45	49
AA3 MACCABI SENIORS	18	13	5	0	42	22	20	39
AA3 COOGEE UNITED	18	13	5	0	41	27	14	39
AA3L QUEENS PARK	18	9	5	4	32	16	16	31
AA3 REDFERN RAIDERS	18	9	7	2	31	23	8	29
AA3 GLEBE WANDERERS	18	7	8	3	38	46	-8	24
AA3 SYDNEY UNIVERSITY	18	6	8	4	35	27	8	22
AA3 UNSW	18	4	12	2	24	61	-37	14
AA3 PAGEWOOD	18	2	12	4	18	47	-29	10
AA3R QUEENS PARK FC	18	1	17	0	16	53	-37	3
AA2 DUNBAR ROVERS AA2	0	0	0	0	0	0	0	0

ALL AGE 4

TEAM	P	W	L	D	F	A	GD	PT
AA4 REDFERN RAIDERS	18	16	1	1	78	17	61	49
AA4 DUNBAR ROVERS	18	14	4	0	52	22	30	42
AA4 OLYMPIC EAGLES FC	17	11	3	3	56	33	23	36
AA4 COOGEE UNITED	18	9	6	3	30	26	4	30
AA4 QUEENS PARK	17	8	8	1	21	27	-6	25
AA4 SYDNEY UNIVERSITY	18	7	8	3	28	42	-14	24
AA4 BARNSTONEWORTH	18	4	12	2	20	33	-13	14
AA4 GLEBE WANDERERS	17	3	11	3	16	33	-17	12
AA4 PAGEWOOD	18	3	12	3	26	50	-24	12
AA4 MASCOT KINGS	17	3	13	1	16	60	-44	10

ALL AGE 5

TEAM	P	W	L	D	F	A	GD	PT
AA5 LIONS	18	12	3	3	61	26	35	39
AA5 SYDNEY UNIVERSITY	18	12	3	3	61	31	30	39
AA5 QUEENS PARK	18	11	2	5	54	20	34	38
AA5 KYTHERIANS	18	9	6	3	39	25	14	30
AA5 COOGEE UNITED	18	9	6	3	42	40	2	30
AA5 MAROUBRA UNITED	18	4	7	7	32	38	-6	19
AA5 HEFFRON HAWKS	18	6	12	0	25	60	-35	18
AA5 REDFERN RAIDERS	18	5	12	1	29	60	-31	16
AA5 LOKOMOTIV COVE FC	18	3	10	5	27	46	-19	14
AA5 OLYMPIC EAGLES FC	18	3	13	2	22	46	-24	11

ALL AGE 6

TEAM	P	W	L	D	F	A	GD	PT
AA6 WAVERLEY OLD BOYS	18	13	1	4	47	19	28	43
AA6L QUEENS PARK	18	12	2	4	57	16	41	40
AA6 LOKOMOTIV COVE FC	18	10	7	1	36	24	12	31
AA6 SYDNEY UNIVERSITY	18	8	3	7	28	20	8	31
AA6R QUEENS PARK FC	18	8	6	4	47	24	23	28
AA6 COOGEE UNITED	18	8	7	3	41	29	12	27
AA6 REDFERN RAIDERS	18	5	11	2	29	47	-18	17
AA6 DUNBAR ROVERS	18	5	11	2	23	43	-20	17
AA6 PAGEWOOD	18	5	12	1	20	43	-23	16
AA6 MASCOT KINGS	18	1	15	2	12	75	-63	5

ALL AGE 7

TEAM	P	W	L	D	F	A	GD	PT
AA7 LIONS	18	13	3	2	43	15	28	41
AA7A SYDNEY UNIVERSITY	18	12	4	2	43	17	26	38
AA7B SYDNEY UNIVERSITY	18	12	6	0	56	31	25	36
AA7 QUEENS PARK	18	11	6	1	36	35	1	34
AA7 LOKOMOTIV COVE FC	18	10	7	1	35	31	4	31
AA7 COOGEE UNITED	18	8	8	2	37	30	7	26
AA7 MAROUBRA UNITED	18	5	9	4	35	45	-10	19
AA7 MACCABI HAKOAH	18	4	12	2	30	49	-19	14
AA7 DUNBAR ROVERS	18	4	13	1	23	42	-19	13
AA7 REDFERN RAIDERS	18	3	14	1	38	81	-43	10

ALL AGE 8

TEAM	P	W	L	D	F	A	GD	PT
AA8 OLYMPIC EAGLES FC	17	13	0	4	71	16	55	43
AA8 SYDNEY UNIVERSITY	18	10	2	6	49	16	33	36
AA8 COOGEE UNITED	18	10	2	6	47	23	24	36
AA8A UNSW A	18	11	6	1	41	24	17	34
AA8 QUEENS PARK	18	9	3	6	49	30	19	33
AA8 MAROUBRA UNITED	18	7	8	3	36	36	0	24
AA8 MACCABI HAKOAH	18	5	11	2	23	63	-40	17
AA8B UNSW B	18	4	11	3	28	55	-27	15
AA8 LOKOMOTIV COVE FC	18	3	15	0	19	57	-38	9
AA8 PAGEWOOD BOTANY FC	17	1	15	1	17	60	-43	4

ALL AGE 9

TEAM	P	W	L	D	F	A	GD	PT
AA9 LIONS FC	17	12	2	3	57	15	42	39
AA9 COOGEE UNITED	17	11	3	3	54	22	32	36
AA9 WAVERLEY OLD BOYS	17	9	5	3	62	45	17	30
AA9 UNSW	17	7	7	3	39	26	13	24
AA9B UNSW FOOTBALL	17	4	10	3	39	60	-21	15
AA9 LOKOMOTIV COVE FC	17	0	16	1	12	95	-83	1

OVER 35 DIV 1

TEAM	P	W	L	D	F	A	GD	PT
O35A COOGEE UNITED	17	15	2	0	70	15	55	45
O35A DUNBAR ROVERS	17	14	2	1	61	11	50	43
O35B PAGEWOOD	17	13	2	2	46	19	27	41
O35B DUNBAR ROVERS	17	13	4	0	64	18	46	39
O35 HEFFRON HAWKS	17	12	2	3	59	22	37	39
O35B MAROUBRA UNITED	17	11	3	3	57	28	29	36

OVER 35 DIV 2

TEAM	P	W	L	D	F	A	GD	PT
O35 BARNSTONEWORTH	17	10	6	1	49	38	11	31
O35 LOKOMOTIV COVE FC	17	10	7	0	48	37	11	30
O35C PAGEWOOD	17	6	10	1	32	53	-21	19
O45 REDFERN RAIDERS	17	5	11	1	26	55	-29	16
O35A PAGEWOOD BOTANY FC	17	10	6	1	67	41	26	31
O35B COOGEE UNITED	17	5	10	2	38	55	-17	17

OVER 35 DIV 3

TEAM	P	W	L	D	F	A	GD	PT
O35A MAROUBRA UNITED	17	1	15	1	18	74	-56	4
O35C MAROUBRA UNITED	17	3	13	1	20	61	-41	10
O35L QUEENS PARK FC	17	3	13	1	22	46	-24	10
O35R QUEENS PARK FC	17	4	10	3	23	48	-25	15
O35 REDFERN RAIDERS	17	4	13	0	17	59	-42	12
O35 MACCABI HAKOAH	17	3	13	1	24	61	-37	10

2009 CLUB CHAMPIONS

BARNSTONEWORTH UNITED

U/11 METROPOLITAN REPRESENTATIVE LEAGUE NORTH

TEAM	P	W	D	L	F	A	GD	PT
CENTRAL COAST	14	8	2	4	28	20	8	26
KU RING GAI	14	7	5	2	29	17	12	26
GRANVILLE	14	7	4	3	33	18	15	25
GLADESVILLE-HORNSBY	14	7	3	4	26	19	7	24
EASTERN SUBURBS	14	7	1	6	25	24	1	22
NEPEAN	14	4	5	5	28	31	-3	17
MANLY-WARRINGAH	14	2	5	7	23	26	-3	11
BLACKTOWN	14	1	1	12	9	46	-37	4

U/12 METROPOLITAN REPRESENTATIVE LEAGUE NORTH

TEAM	P	W	D	L	F	A	GD	PT
KU RING GAI	14	11	2	1	46	16	30	35
MANLY-WARRINGAH	14	8	1	5	25	24	1	25
CENTRAL COAST	14	6	6	2	24	15	9	24
GLADESVILLE-HORNSBY	14	6	2	6	26	30	-4	20
GRANVILLE	14	5	3	6	18	20	-2	18
EASTERN SUBURBS	14	4	2	8	18	24	-6	14
NEPEAN	14	4	1	9	18	25	-7	13
BLACKTOWN	14	3	1	10	19	40	-21	10

U/13 DIVISION 1 YOUTH LEAGUE

TEAM	P	W	D	L	F	A	GD	PT
SYDNEY UNIVERSITY	22	17	1	4	46	12	34	52
FRASER PARK FC	22	15	2	5	47	15	32	47
ROCKDALE CITY	22	13	6	3	40	18	22	45
HILLS BRUMBIES	22	13	0	9	29	31	-2	39
SPRINGWOOD	22	12	2	8	42	33	9	38
MT DRUITT TOWN RANGERS	22	11	3	8	32	18	14	36
HURSTVILLE CITY MINOTAURS SC	22	10	6	6	28	24	4	36
CAMDEN TIGERS	22	7	6	9	25	33	-8	27
ST. GEORGE	22	7	5	10	21	28	-7	26
GLADESVILLE RYDE MAGIC	22	5	3	14	19	34	-15	18
HAKOAH	22	2	2	18	9	49	-40	8
STANMORE HAWKS	22	0	4	18	9	52	-43	4

U/14 DIVISION 1 YOUTH LEAGUE

TEAM	P	W	D	L	F	A	GD	PT
FRASER PARK FC	22	14	4	4	39	16	23	46
SYDNEY UNIVERSITY	22	14	4	4	35	13	22	46
MT DRUITT TOWN RANGERS	22	11	5	6	34	20	14	38
ST. GEORGE	22	11	4	7	25	16	9	37
STANMORE HAWKS	22	9	8	5	32	23	9	35
CAMDEN TIGERS	22	10	3	9	27	25	2	33
HURSTVILLE CITY MINOTAURS SC	22	9	5	8	30	36	-6	32
ROCKDALE CITY	22	9	2	11	30	29	1	29
HAKOAH	22	6	6	10	24	28	-4	24
SPRINGWOOD	22	6	3	13	20	38	-18	21
GLADESVILLE RYDE MAGIC	22	5	5	12	15	34	-19	20
HILLS BRUMBIES	22	1	5	16	10	43	-33	8

U/15 DIVISION 1 YOUTH LEAGUE

TEAM	P	W	D	L	F	A	GD	PT
FRASER PARK FC	22	17	4	1	62	7	55	55
HURSTVILLE CITY MINOTAURS SC	22	14	3	5	51	23	28	45
ROCKDALE CITY	22	13	3	6	49	31	18	42
CAMDEN TIGERS	22	13	3	6	45	27	18	42
SYDNEY UNIVERSITY	22	12	5	5	48	33	15	41
MT DRUITT TOWN RANGERS	22	12	4	6	47	20	27	40
STANMORE HAWKS	22	9	3	10	26	34	-8	30
GLADESVILLE RYDE MAGIC	22	8	5	9	28	32	-4	29
SPRINGWOOD	22	6	6	10	32	41	-9	24
HAKOAH	22	3	2	17	20	63	-43	11
ST. GEORGE	22	2	2	18	9	64	-55	8
HILLS BRUMBIES	22	1	4	17	18	60	-42	7

U/16 DIVISION 1 YOUTH LEAGUE

TEAM	P	W	D	L	F	A	GD	PT
SYDNEY UNIVERSITY	22	14	6	2	53	15	38	48
FRASER PARK FC	22	13	4	5	36	20	16	43
ST. GEORGE	22	13	4	5	33	25	8	43
HURSTVILLE CITY MINOTAURS SC	22	10	8	4	24	20	4	38
CAMDEN TIGERS	22	11	2	9	44	30	14	35
STANMORE HAWKS	22	8	9	5	25	21	4	33
MT DRUITT TOWN RANGERS	22	8	8	6	31	23	8	32
HAKOAH	22	7	4	11	32	33	-1	25
ROCKDALE CITY	22	6	5	11	20	33	-13	23
GLADESVILLE RYDE MAGIC	22	5	6	11	28	25	3	21
SPRINGWOOD	22	4	3	15	16	52	-36	15
HILLS BRUMBIES	22	1	5	16	10	55	-45	8

U/18 DIVISION 1 YOUTH LEAGUE

TEAM	P	W	D	L	F	A	GD	PT
SYDNEY UNIVERSITY	21	20	0	1	62	19	43	60
FRASER PARK FC	22	16	0	6	63	29	34	48
CAMDEN TIGERS	21	14	1	6	58	32	26	43
MT DRUITT TOWN RANGERS	22	13	1	8	57	45	12	40
GLADESVILLE RYDE MAGIC	22	10	4	8	38	31	7	34
ST. GEORGE	22	10	2	10	32	30	2	32
HAKOAH	22	8	2	12	30	48	-18	26
STANMORE HAWKS	22	7	4	11	28	40	-12	25
HILLS BRUMBIES	22	7	4	11	26	44	-18	25
SPRINGWOOD	22	5	7	10	34	45	-11	22
ROCKDALE CITY	22	6	3	13	35	50	-15	21
HURSTVILLE CITY MINOTAURS SC	22	0	2	20	25	75	-50	2



EASTERN SUBURBS FOOTBALL ASSOCIATION PREMIER LEAGUE 2009

1st GRADE GRAND FINAL
DUNBAR ROVERS vs WAVERLEY OLD BOYS

SYDNEY FOOTBALL STADIUM
SUNDAY 30 AUGUST 2009



Final Score:

Dunbar Rovers 6

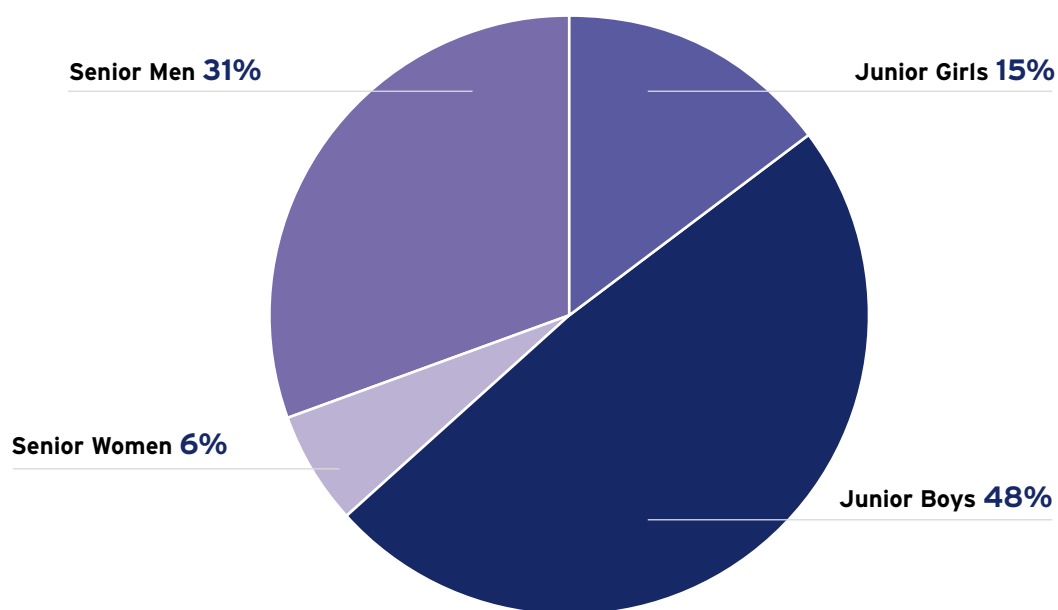
Waverley Old Boys 3

Played as curtain raiser to
Hyundai A-League fixture:
Sydney FC v Wellington Phoenix



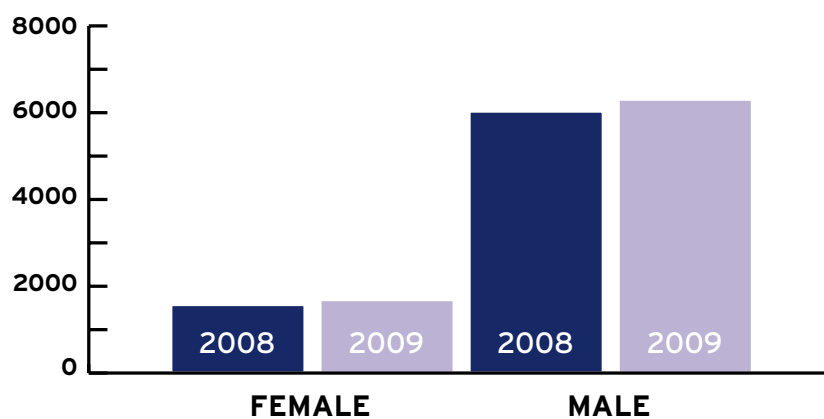
ASSOCIATION STATISTICS

JUNIORS V SENIORS 2009

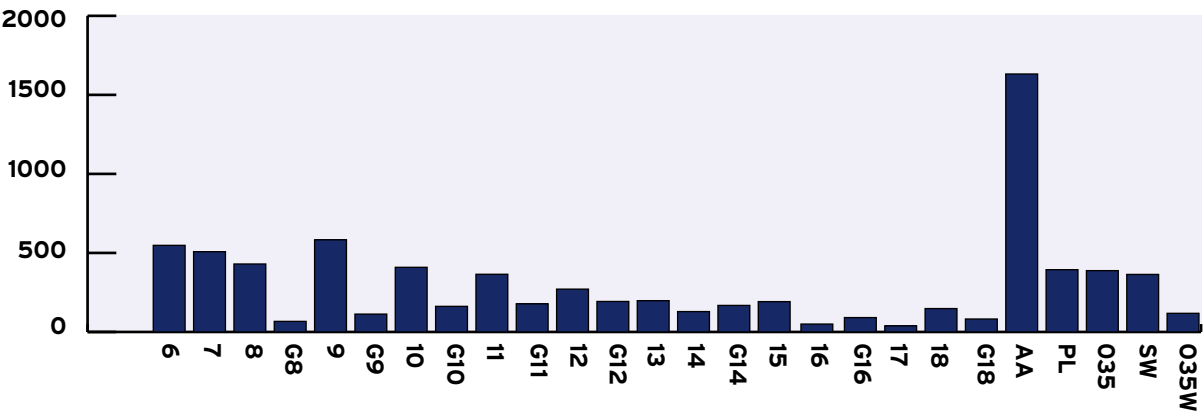


PLAYER STATISTICS

REGISTERED PLAYER COMPARISON 2008 V 2009



AGE COMPARISON





EASTERN SUBURBS FOOTBALL ASSOCIATION

The Board and staff of the Eastern Suburbs Football Association wish to thank our various and valuable partners for their support in developing the world game in the Eastern Suburbs.



Artwork & Design by www.flamecreative.com.au